

COLLEGE of CHARLESTON

2016 6-Months Post-Graduation Survey Results Class of 2015-2016

Background

- ❖ 2,267 alumni invited to participate.
- ❖ 296 responses; response rate of 13%.
- ❖ Survey emailed to students who graduated in August 2015, December 2015, and May 2016 with a B.A., B.S., or A.B. Degree.
- ❖ Survey administered November 18, 2016 - December 19, 2016 using Qualtrics online survey tool.

Current Employment

- ❖ 53% of respondents are currently employed full-time.
- ❖ 11% of respondents are employed part-time or have multiple jobs.
- ❖ 14% of respondents are employed in the Education and Library fields.
- ❖ 68% of respondents have a job that requires at least a Bachelor's Degree.
- ❖ 33% of respondents' current annual income range is \$30,000 - \$39,999.
- ❖ 67% of respondents' employment is moderately or highly related to their major.

Employment History

- ❖ 97% of respondents were able to find their first full-time position while enrolled as an undergraduate or during the first six months after graduation.
- ❖ 54% of respondents' first full-time job was in South Carolina.
- ❖ 68% of respondents received 1-2 job offers for full-time employment prior to graduation.

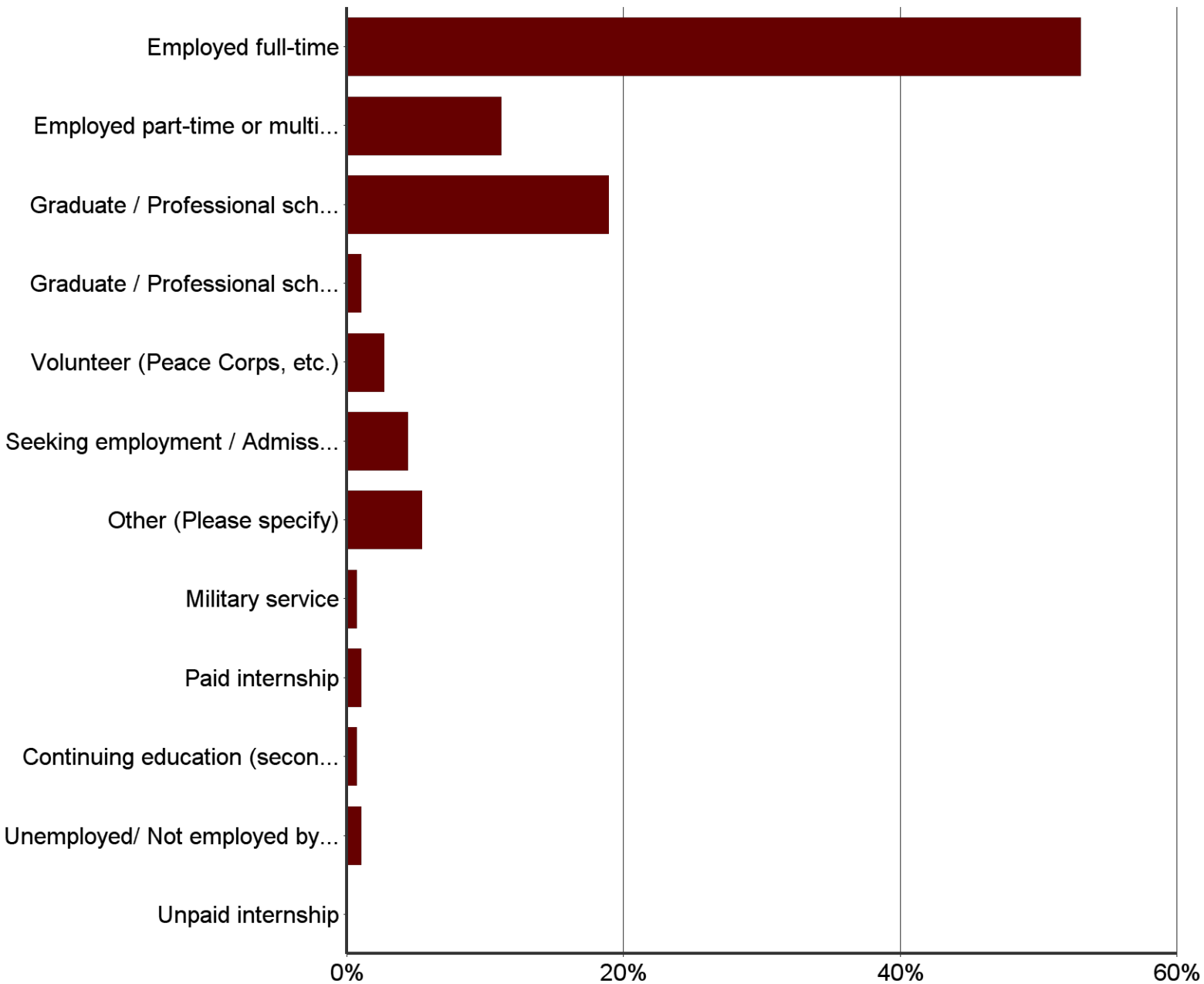
Graduate/Professional School

- ❖ 20% of respondents are attending graduate/professional school full-time or part-time.
- ❖ 21% of respondents continuing their education received an assistantship or fellowship.
- ❖ 72% of respondents are seeking further education because they believe their career goals can only be obtained through further education.

College of Charleston Undergraduate Experience

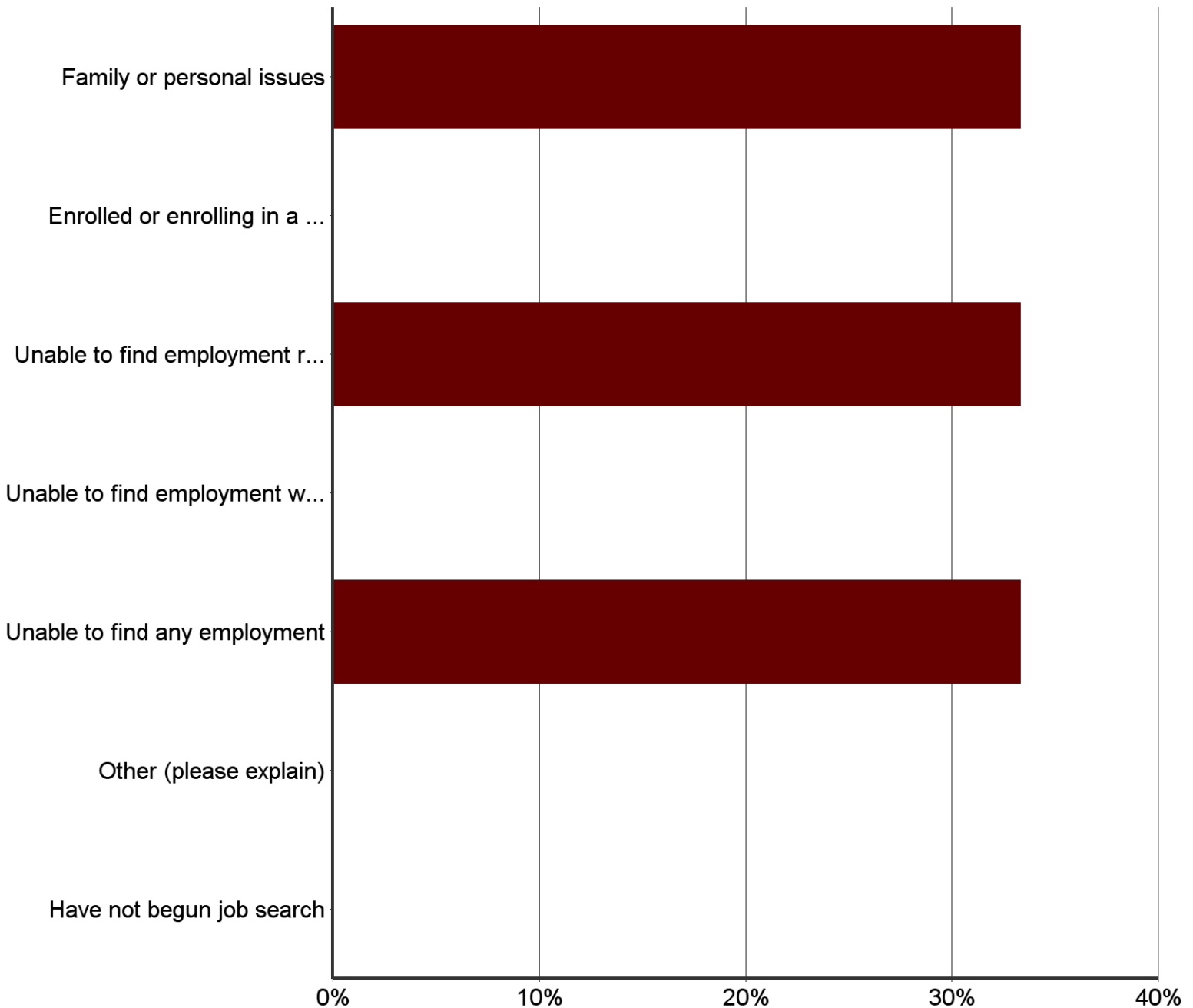
- ❖ 82% of respondents were satisfied or very satisfied with their overall academic experience.
- ❖ 76% of respondents would choose the same major field of study again.
- ❖ 86% of respondents would choose to attend the College of Charleston again.
- ❖ 50% of respondents graduated with no student loans.

College of Charleston 2016 Alumni Survey Results: Class of 2015-2016 Respondents' Current Status



Respondents' Current Status		N	%
Employed full-time		157	53.04%
Employed part-time or multiple jobs		33	11.15%
Graduate / Professional school, full-time		56	18.92%
Graduate / Professional school, part-time		3	1.01%
Volunteer (Peace Corps, etc.)		8	2.70%
Seeking employment / Admission to graduate school		13	4.39%
Other (Please specify)		16	5.41%
Military service		2	0.68%
Paid internship		3	1.01%
Continuing education (second bachelor's, certification program, etc.)		2	0.68%
Unemployed/ Not employed by choice		3	1.01%
Unpaid internship		0	0.00%
Total		296	100.00%

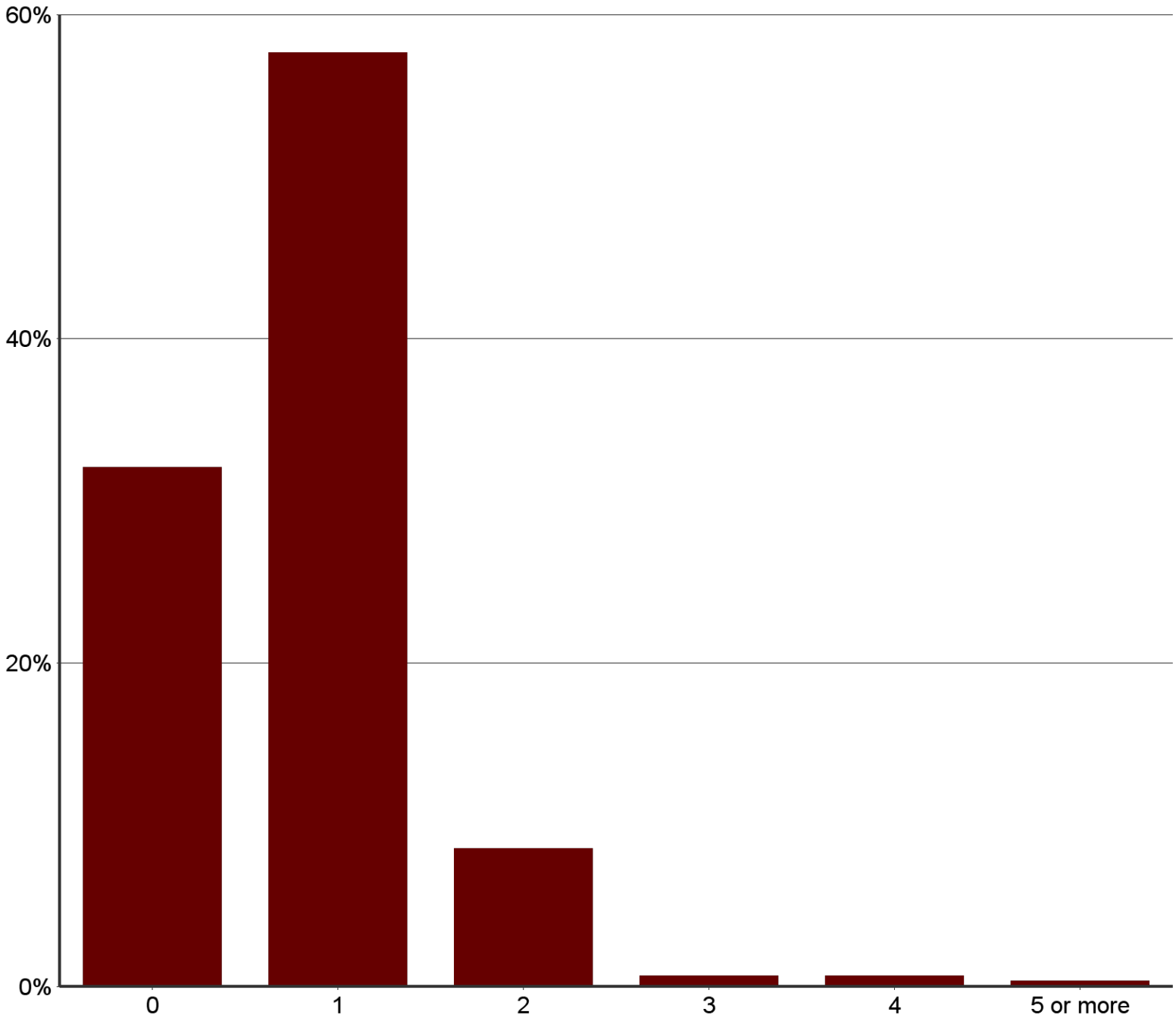
College of Charleston 2016 Alumni Survey Results: Class of 2015-2016 Respondents' Primary Reason for Unemployment



Respondent's Primary Reason for Unemployment	N	%
Family or personal issues	1	33.33%
Enrolled or enrolling in a degree or certificate program	0	0.00%
Unable to find employment related to career goals or area of study	1	33.33%
Unable to find employment with sufficient level of pay	0	0.00%
Unable to find any employment	1	33.33%
Other (please explain)	0	0.00%
Have not begun job search	0	0.00%
Total	3	100.00%

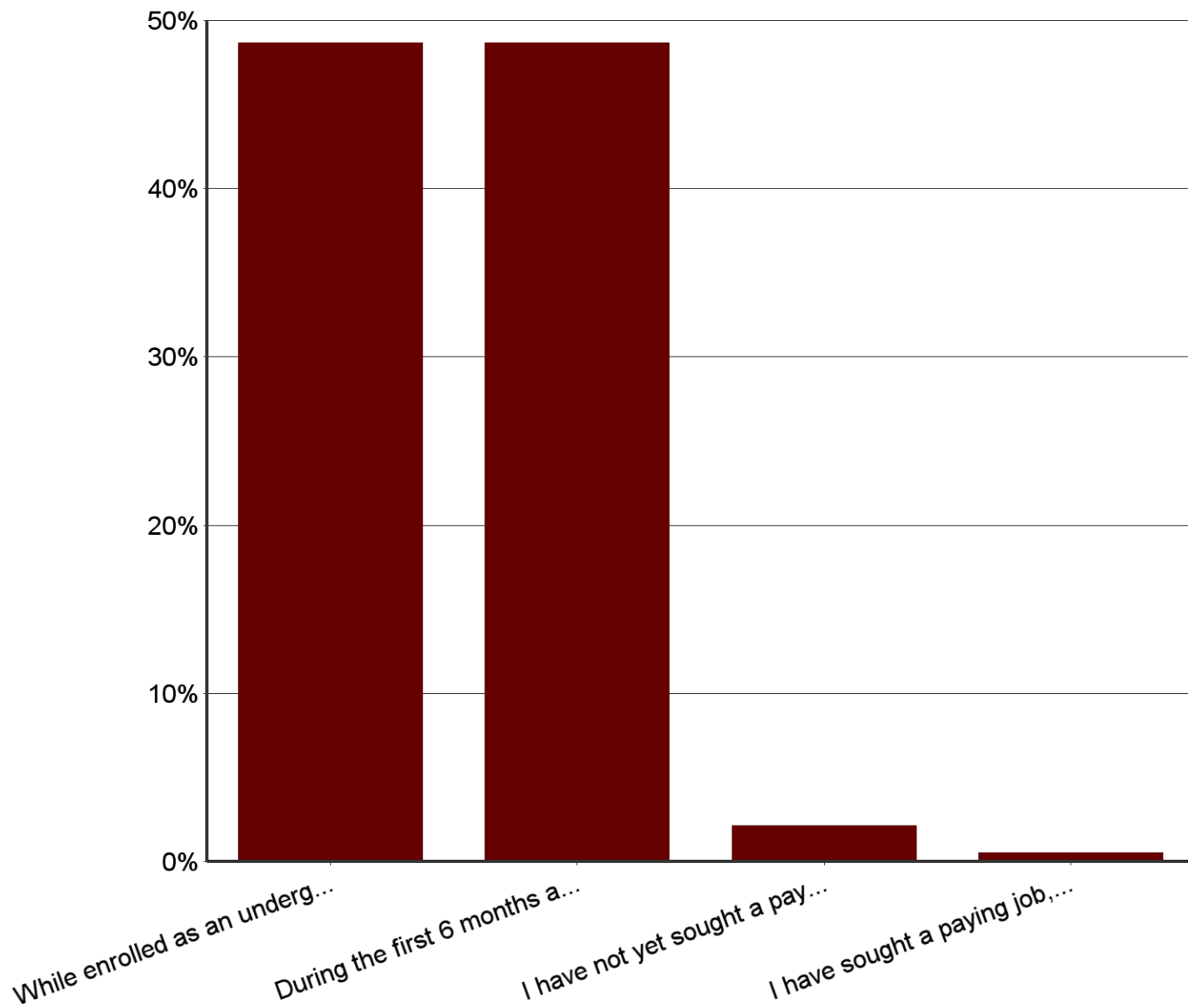
College of Charleston 2016 Alumni Survey Results: Class of 2015-2016

Number of Full-Time Jobs Respondents Obtained Since Graduation



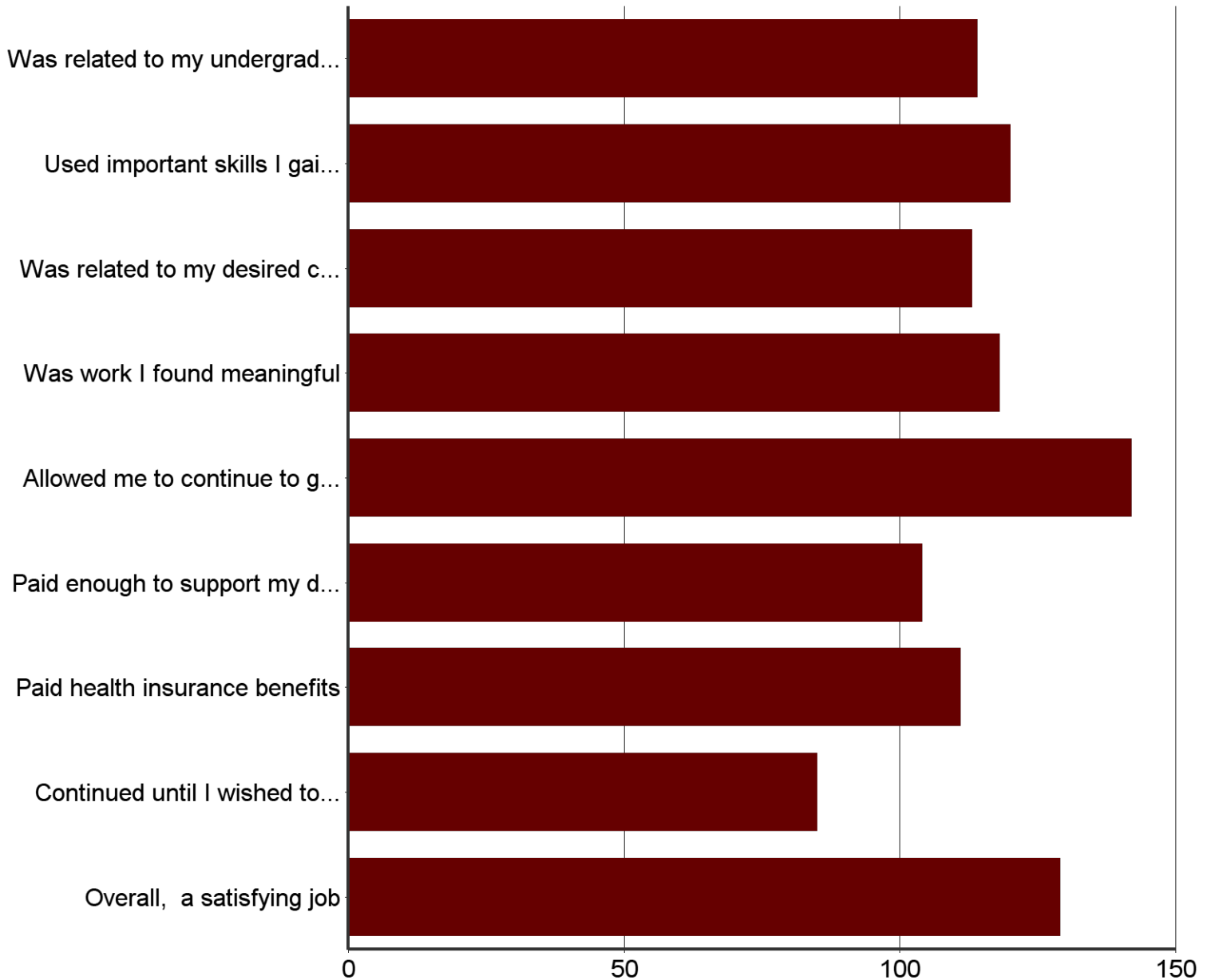
Number of Full-Time Jobs Respondents Obtained Since Graduation	N	%
0	94	32.08%
1	169	57.68%
2	25	8.53%
3	2	0.68%
4	2	0.68%
5 or more	1	0.34%
Total	293	100.00%

College of Charleston 2016 Alumni Survey Results: Class of 2015-2016 Time Taken for Respondents to Find Their First Full-Time Position After Graduation



Time Taken for Respondents to Find Their First Full-Time Position After Graduation	N	%
While enrolled as an undergraduate	90	48.65%
During the first 6 months after graduation	90	48.65%
I have not yet sought a paying job; I am a full-time student or engaged in other activities	4	2.16%
I have sought a paying job, but I have not yet found one	1	0.54%
Total	185	100.00%

College of Charleston 2016 Alumni Survey Results: Class of 2015-2016 Respondents' First Full-Time Job

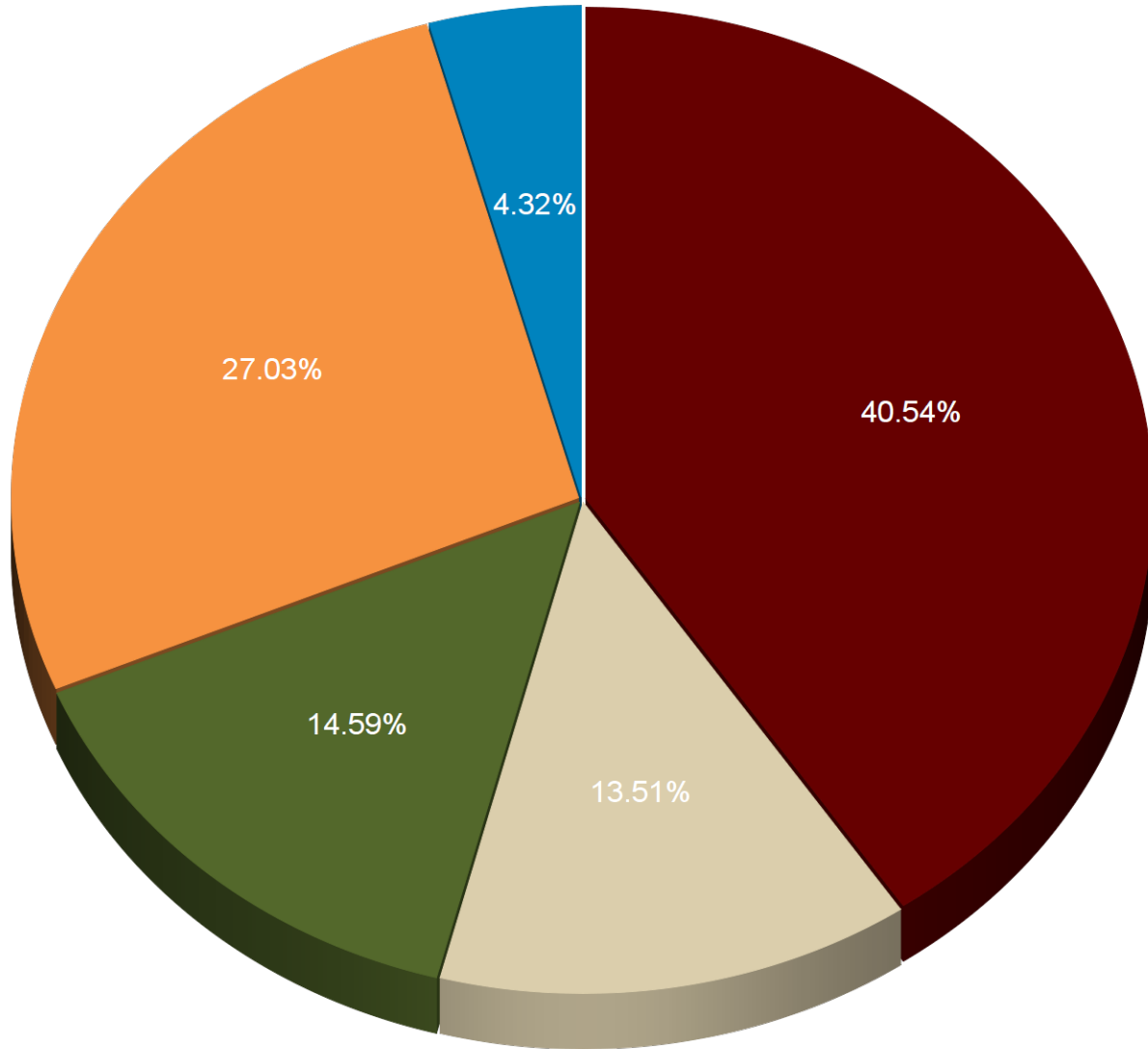


Respondents' First Full-Time Job	N
Was related to my undergraduate major	114
Used important skills I gained as an undergraduate	120
Was related to my desired career path	113
Was work I found meaningful	118
Allowed me to continue to grow and learn	142
Paid enough to support my desired lifestyle	104
Paid health insurance benefits	111
Continued until I wished to leave	85
Overall, a satisfying job	129

College of Charleston 2016 Alumni Survey Results: Class of 2015-2016

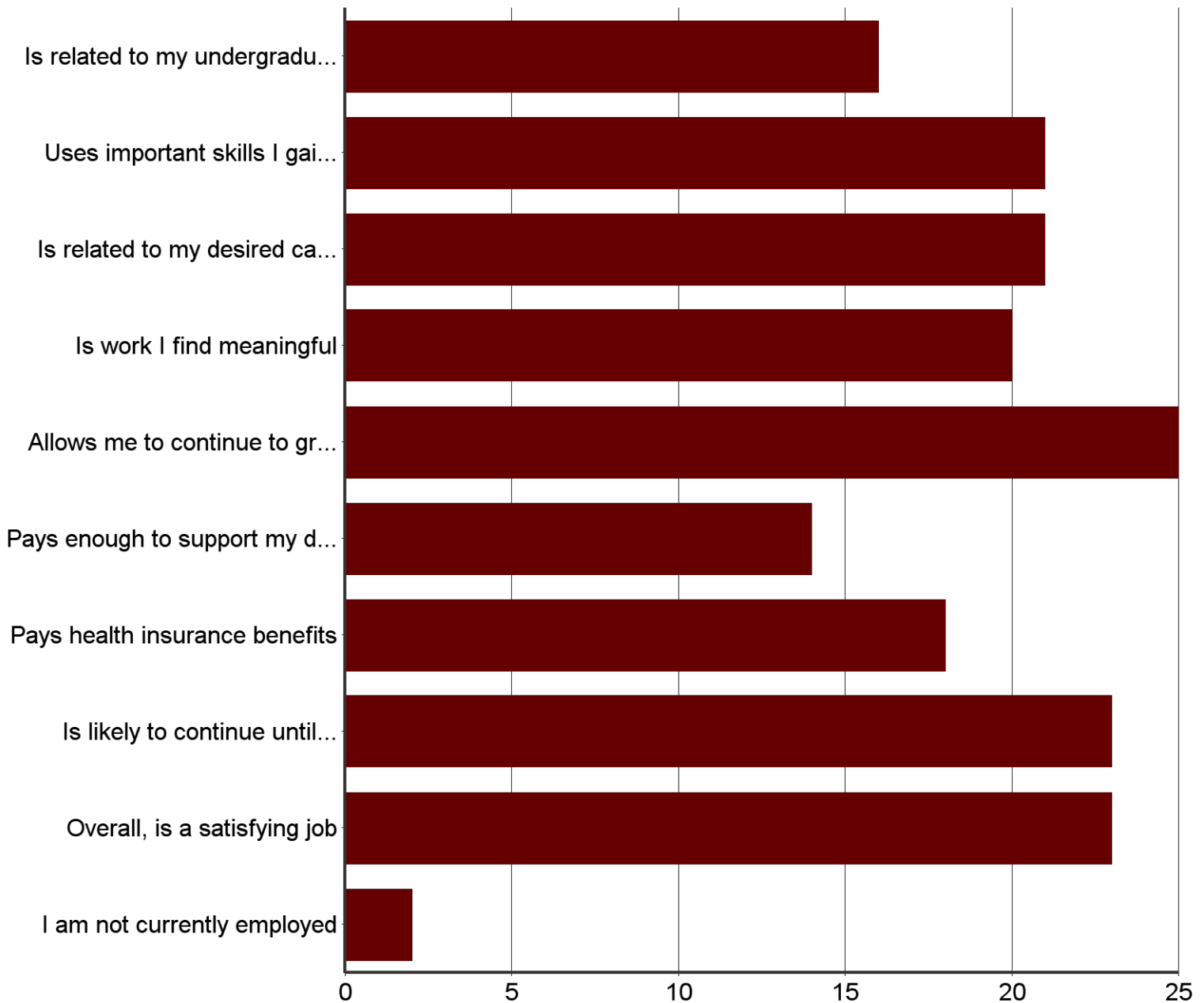
Location of Respondents' First Full-Time Job

■ S.C. - Tri-county
 ■ S.C. - outside tri-county
 ■ Southeast - outside S.C.
 ■ US - outside southeast
 ■ Overseas



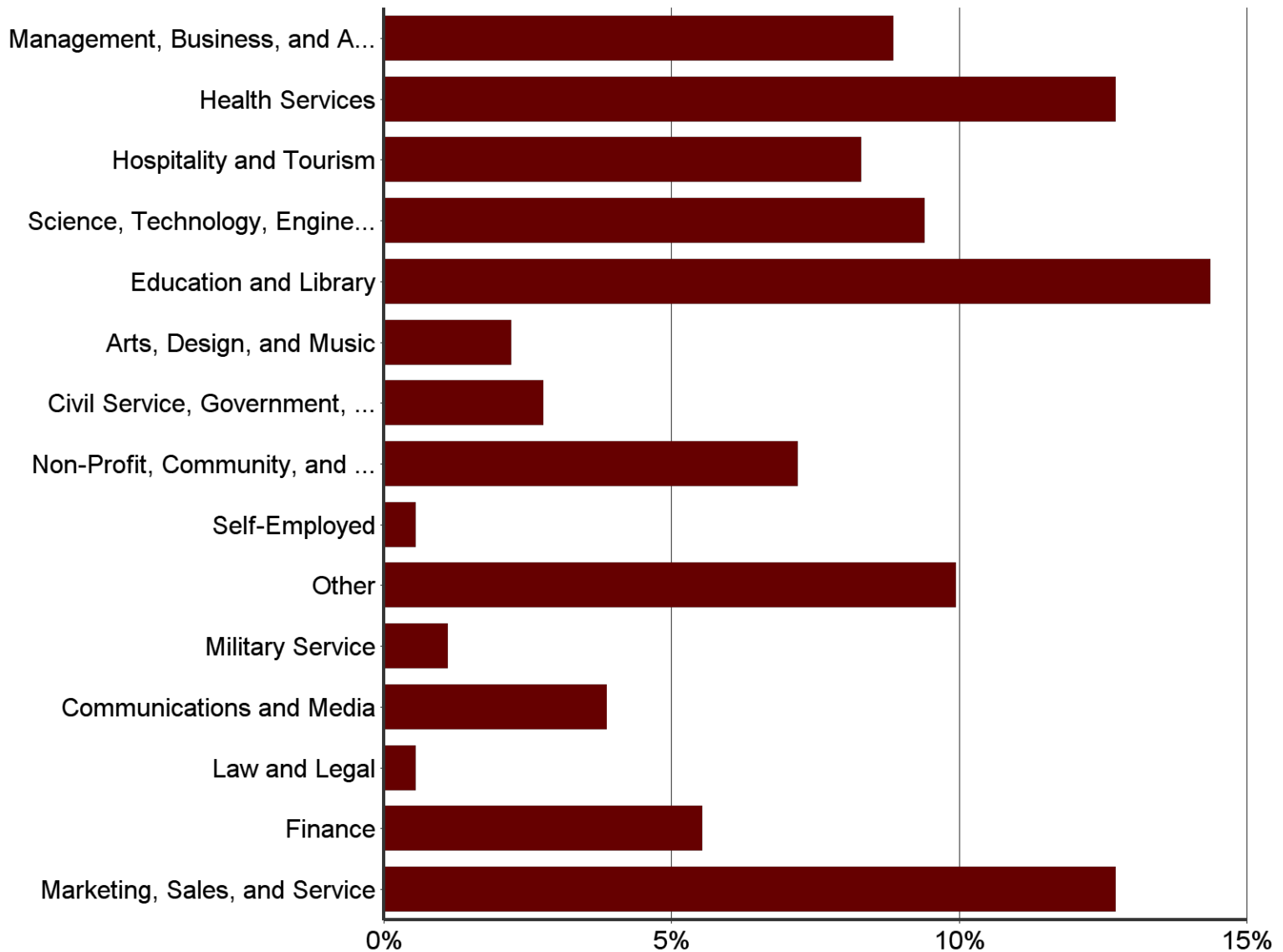
Location of Respondents' First Full-Time Job	N	%
S.C. - Tri-county	75	40.54%
S.C. - outside tri-county	25	13.51%
Southeast - outside S.C.	27	14.59%
US - outside southeast	50	27.03%
Overseas	8	4.32%
Total	185	100.00%

College of Charleston 2016 Alumni Survey Results: Class of 2015-2016 Respondents' Current Job



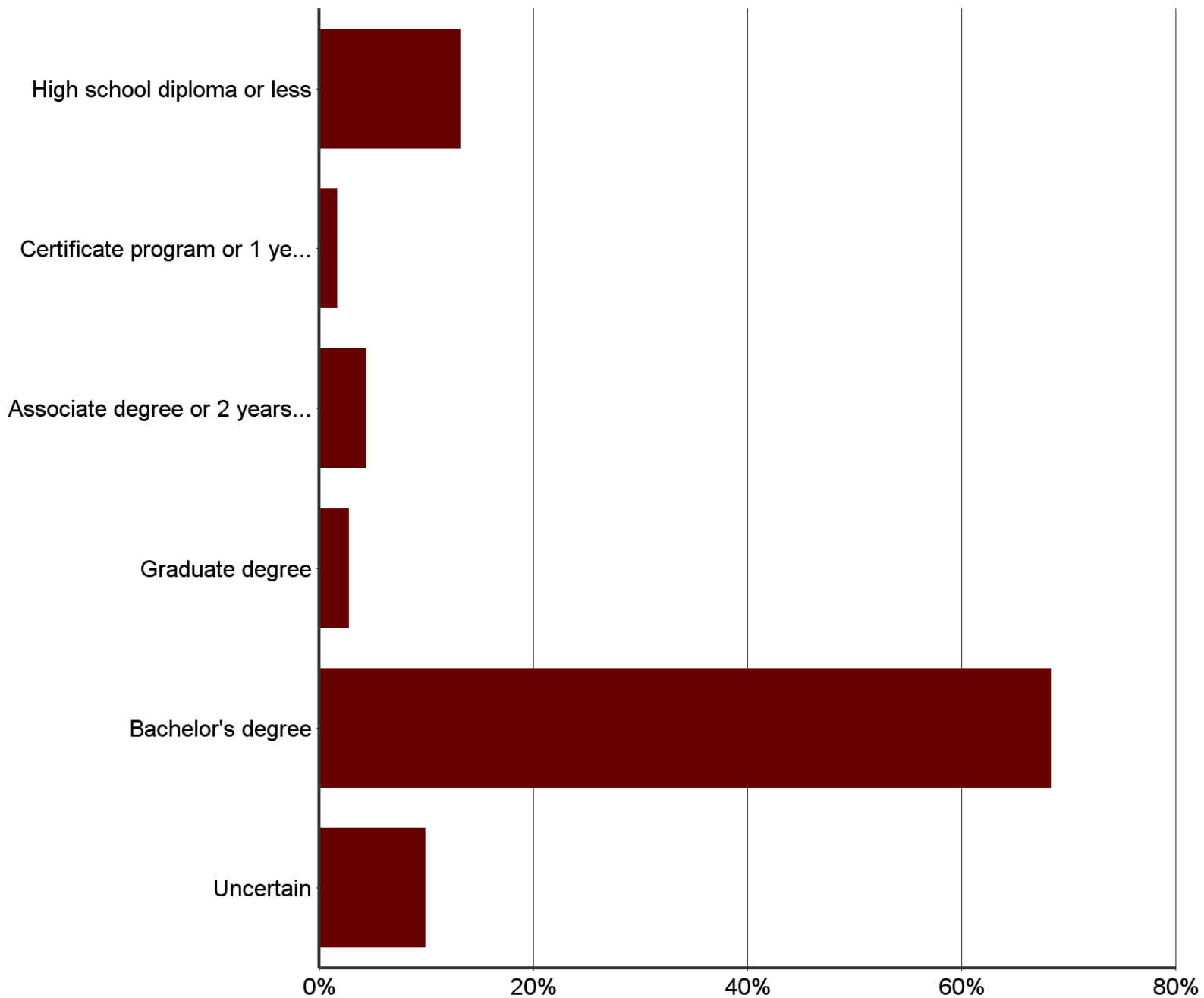
Respondents' Current Job	N
Is related to my undergraduate major	16
Uses important skills I gained as an undergraduate	21
Is related to my desired career path	21
Is work I find meaningful	20
Allows me to continue to grow and learn	25
Pays enough to support my desired lifestyle	14
Pays health insurance benefits	18
Is likely to continue until I wish to leave	23
Overall, is a satisfying job	23
I am not currently employed	2

College of Charleston 2016 Alumni Survey Results: Class of 2015-2016 Respondents' Current Employment



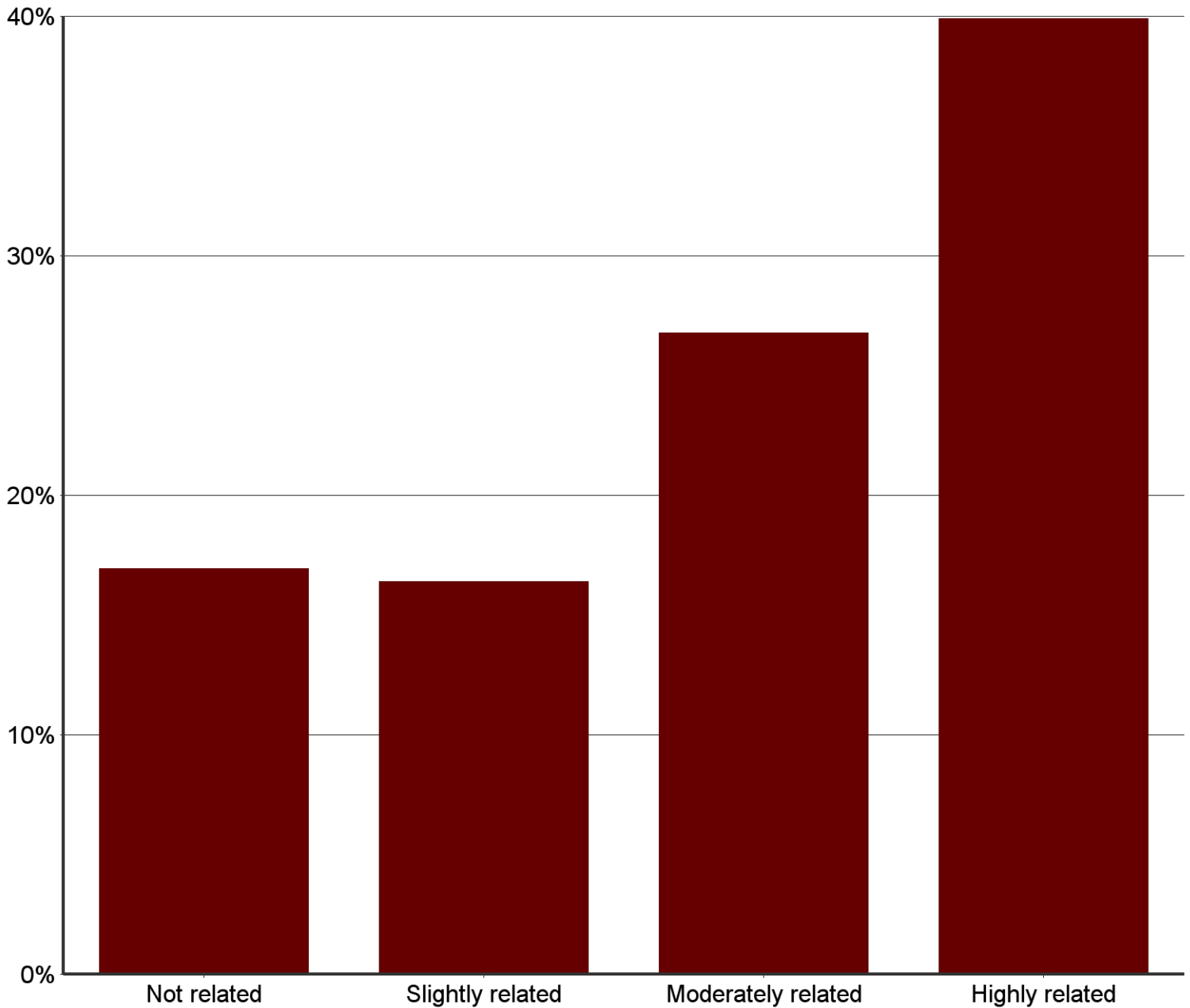
Respondents' Current Employment		N	%
Management, Business, and Administration		16	8.84%
Health Services		23	12.71%
Hospitality and Tourism		15	8.29%
Science, Technology, Engineering, and Math		17	9.39%
Education and Library		26	14.36%
Arts, Design, and Music		4	2.21%
Civil Service, Government, and Public Administration		5	2.76%
Non-Profit, Community, and Social Service		13	7.18%
Self-Employed		1	0.55%
Other		18	9.94%
Military Service		2	1.10%
Communications and Media		7	3.87%
Law and Legal		1	0.55%
Finance		10	5.52%
Marketing, Sales, and Service		23	12.71%
Total		181	100.00%

College of Charleston 2016 Alumni Survey Results: Class of 2015-2016 Minimum Educational Requirements for Respondents' Current Job



Minimum Educational Requirements for Respondents' Current Job	N	%
High school diploma or less	24	13.11%
Certificate program or 1 year of college	3	1.64%
Associate degree or 2 years of college	8	4.37%
Graduate degree	5	2.73%
Bachelor's degree	125	68.31%
Uncertain	18	9.84%
Total	183	100.00%

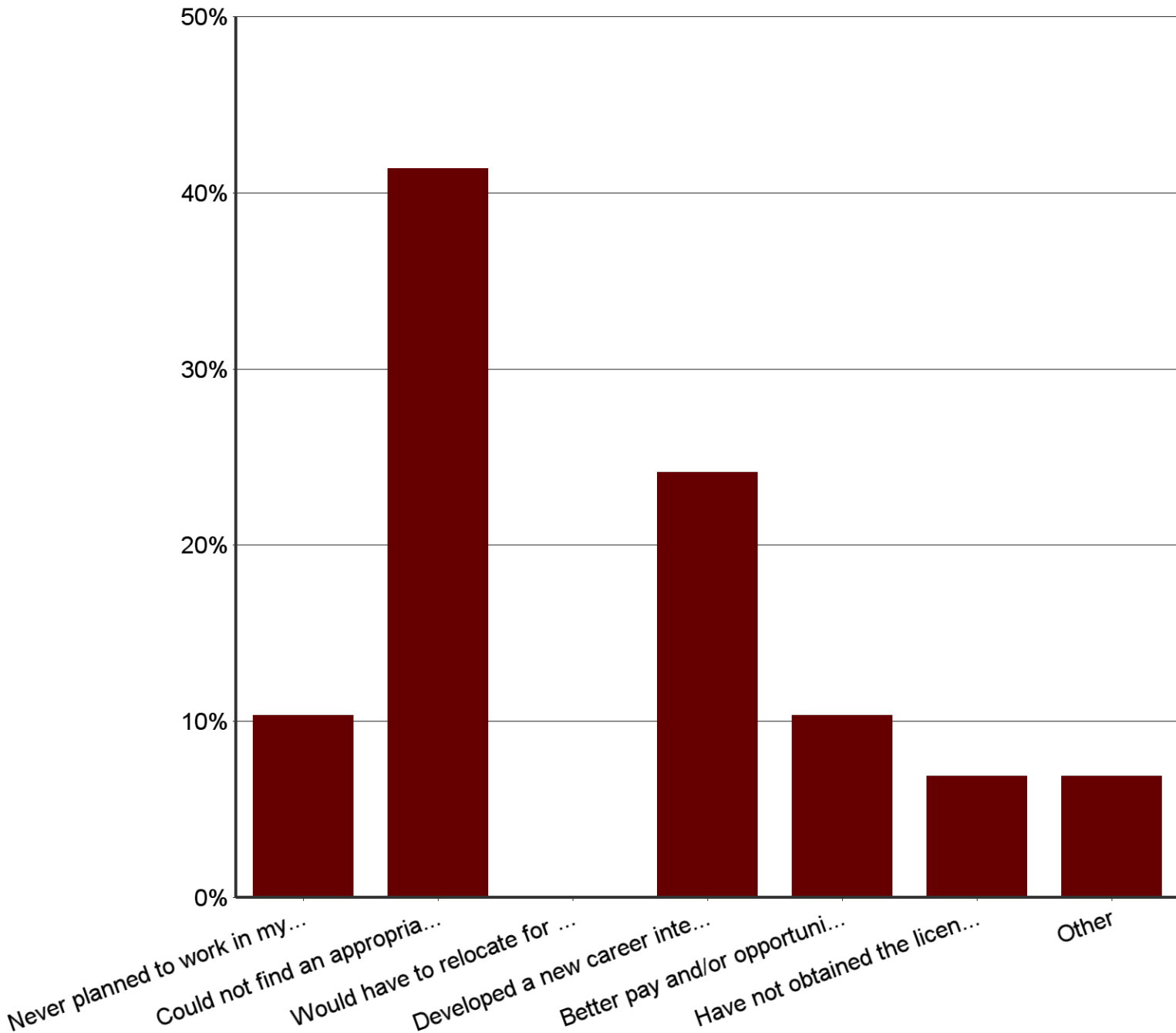
College of Charleston 2016 Alumni Survey Results: Class of 2015-2016 Relationship Between Respondents' Current Job and Major



Relationship Between Respondents' Current Job to Major	N	%
Not related	31	16.94%
Slightly related	30	16.39%
Moderately related	49	26.78%
Highly related	73	39.89%
Total	183	100.00%

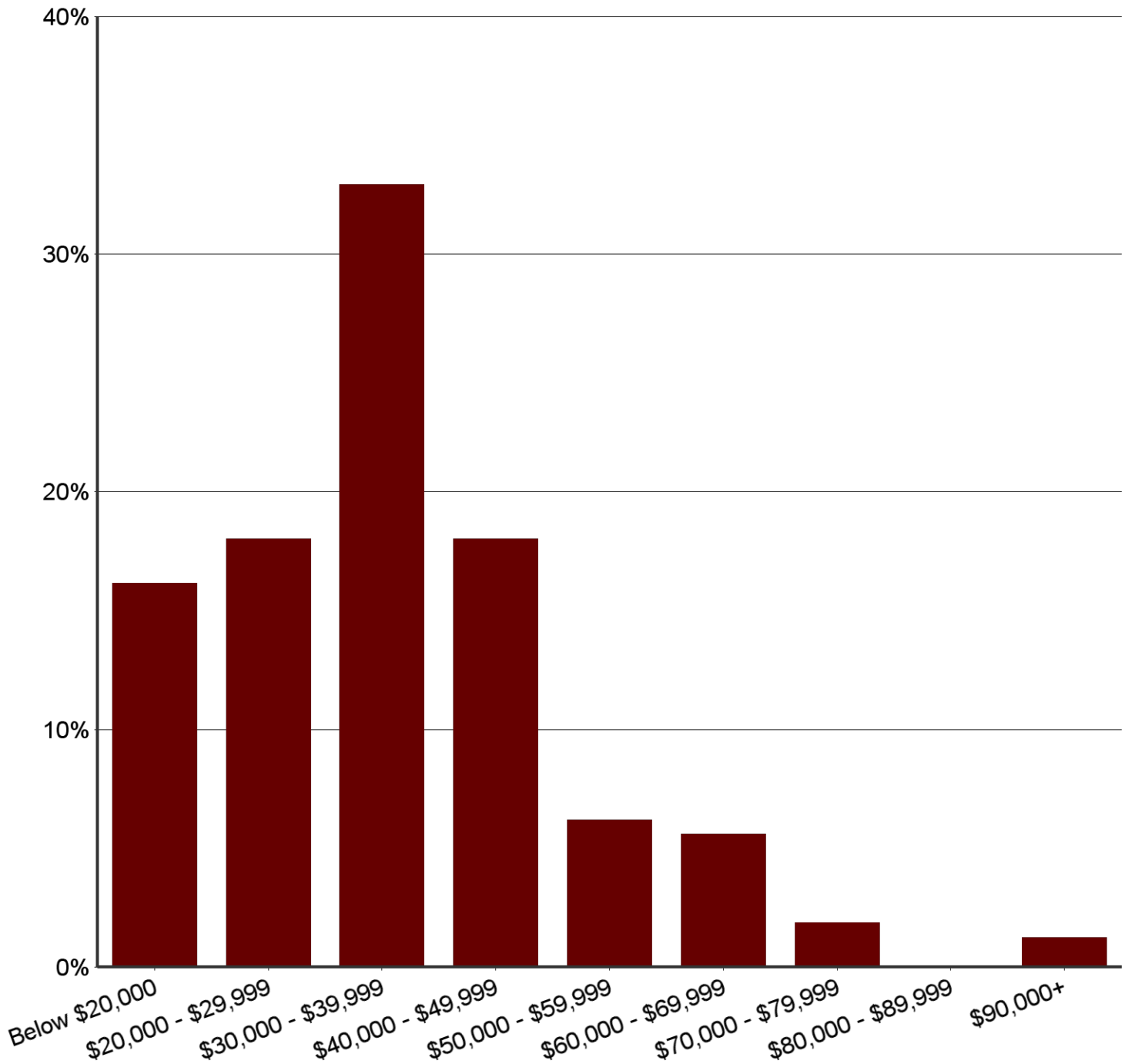
College of Charleston 2016 Alumni Survey Results: Class of 2015-2016

Respondents' Reason Current Job is Not Related to Major



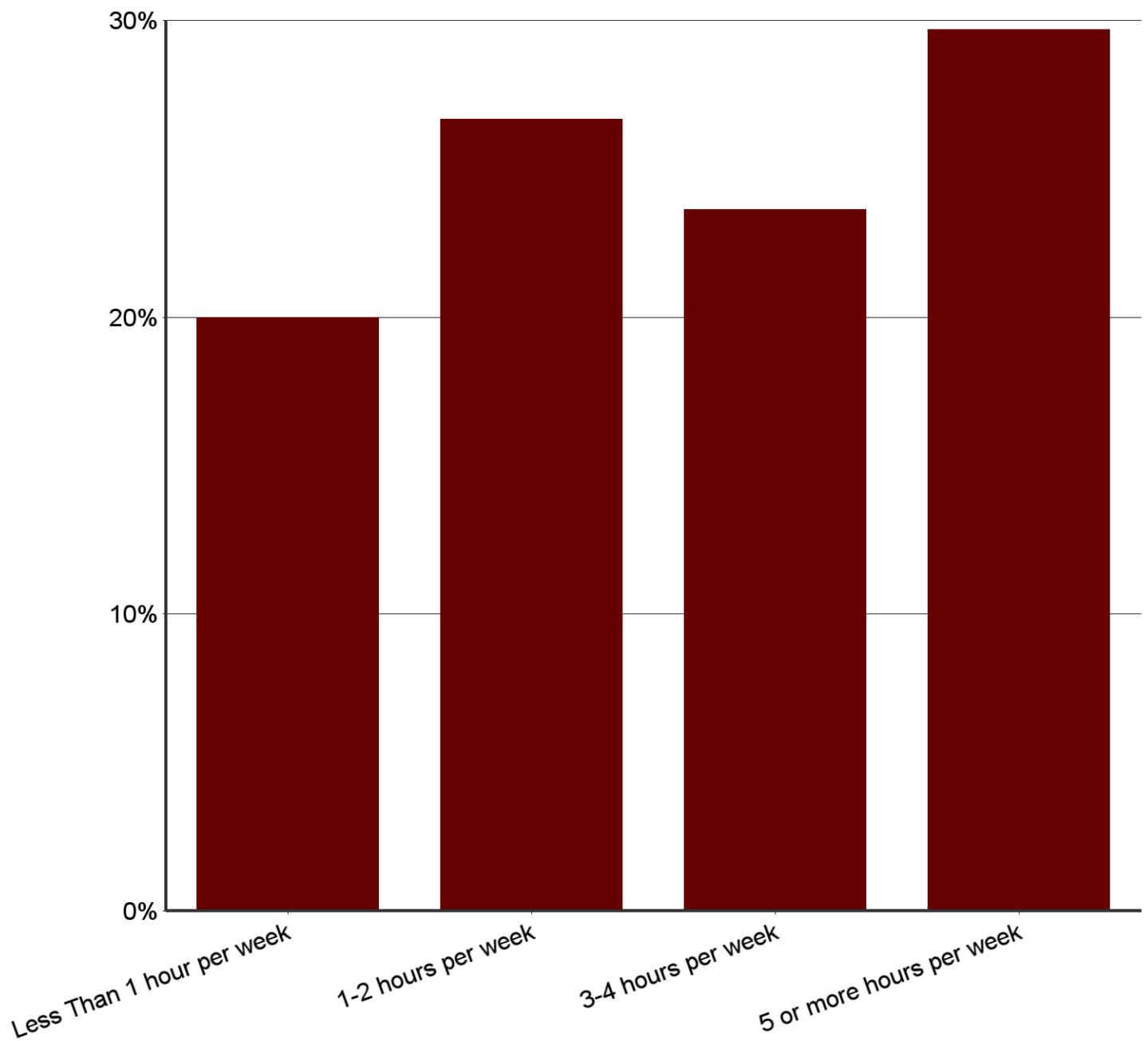
Respondents' Reason Current Job is Not Related to Major	N	%
Never planned to work in my field	3	10.34%
Could not find an appropriate job in my field	12	41.38%
Would have to relocate for a job in my field	0	0.00%
Developed a new career interest	7	24.14%
Better pay and/or opportunity for advancement outside of my field	3	10.34%
Have not obtained the licensure, registration, or certification required for my field	2	6.90%
Other	2	6.90%
Total	29	100.00%

College of Charleston 2016 Alumni Survey Results: Class of 2015-2016 Respondents' Current Annual Income Range



Respondents' Current Annual Income Range	N	%
Below \$20,000	26	16.15%
\$20,000 - \$29,999	29	18.01%
\$30,000 - \$39,999	53	32.92%
\$40,000 - \$49,999	29	18.01%
\$50,000 - \$59,999	10	6.21%
\$60,000 - \$69,999	9	5.59%
\$70,000 - \$79,999	3	1.86%
\$80,000 - \$89,999	0	0.00%
\$90,000+	2	1.24%
Total	161	100.00%

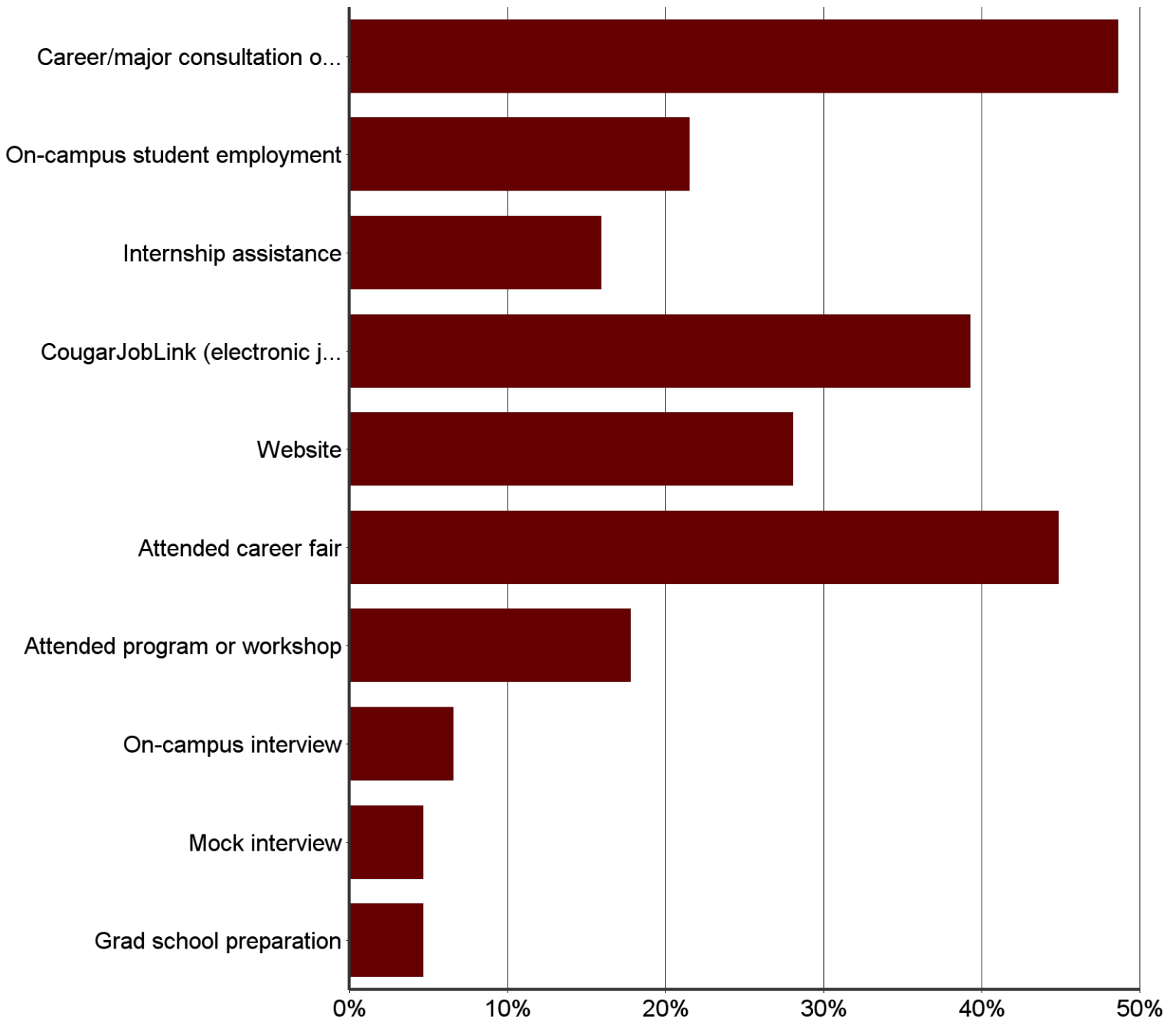
College of Charleston 2016 Alumni Survey Results: Class of 2015-2016 Time Respondents' Dedicated to Their Job Search Before Obtaining Current Job



Time Respondents' Dedicated to Their Job Search Before Obtaining Current Job	N	%
< 1 hour per week	33	20.00%
1-2 hours per week	44	26.67%
3-4 hours per week	39	23.64%
5 or more hours per week	49	29.70%
Total	165	100.00%

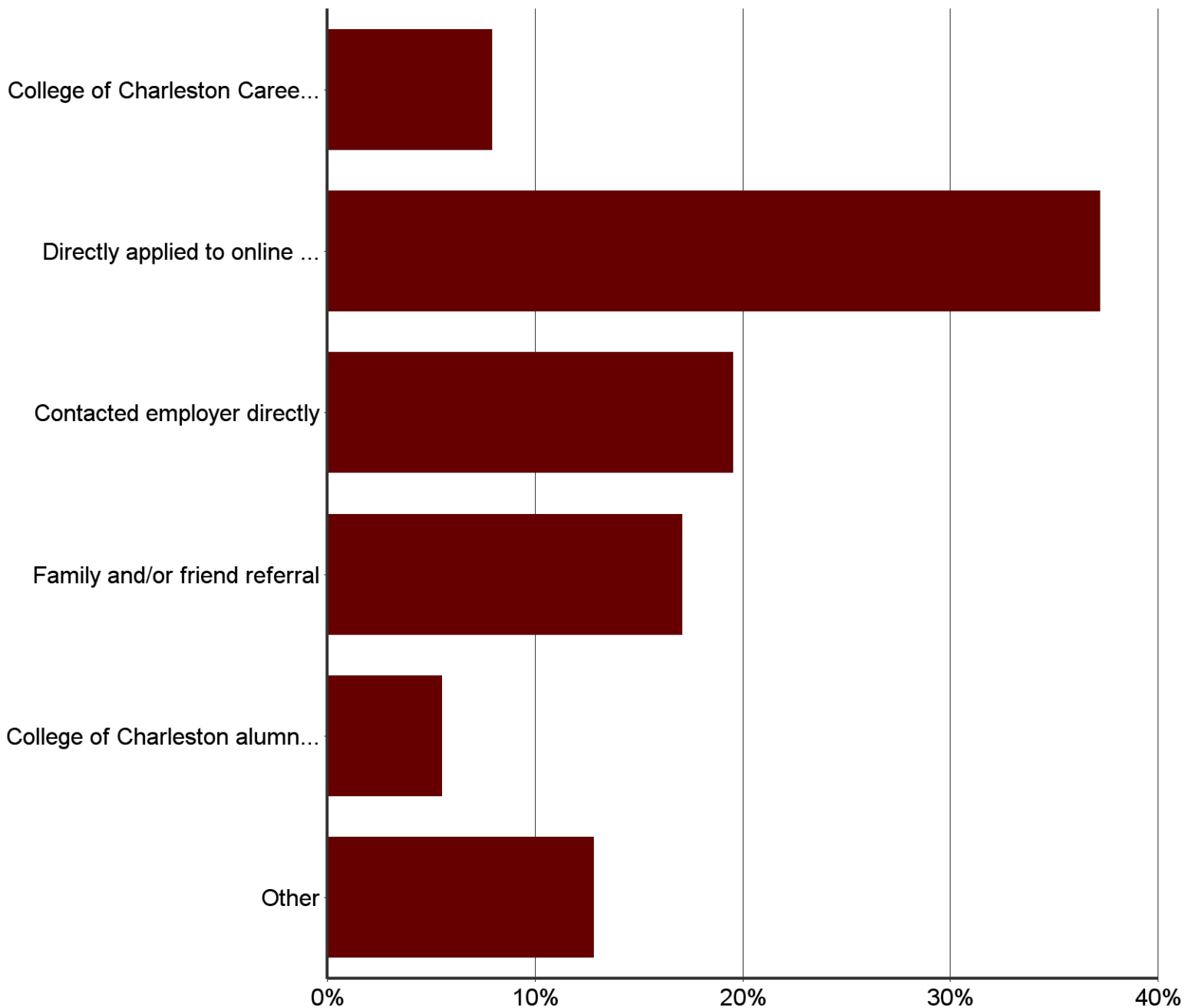
College of Charleston 2016 Alumni Survey Results: Class of 2015-2016

Career Center Services Used by Respondents



Career Center Services Used by Respondents	N	%
Career/major consultation or meeting with staff	52	48.60%
On-campus student employment	23	21.50%
Internship assistance	17	15.89%
CougarJobLink (electronic job posting)	42	39.25%
Website	30	28.04%
Attended career fair	48	44.86%
Attended program or workshop	19	17.76%
On-campus interview	7	6.54%
Mock interview	5	4.67%
Grad school preparation	5	4.67%
Total	248	100.00%

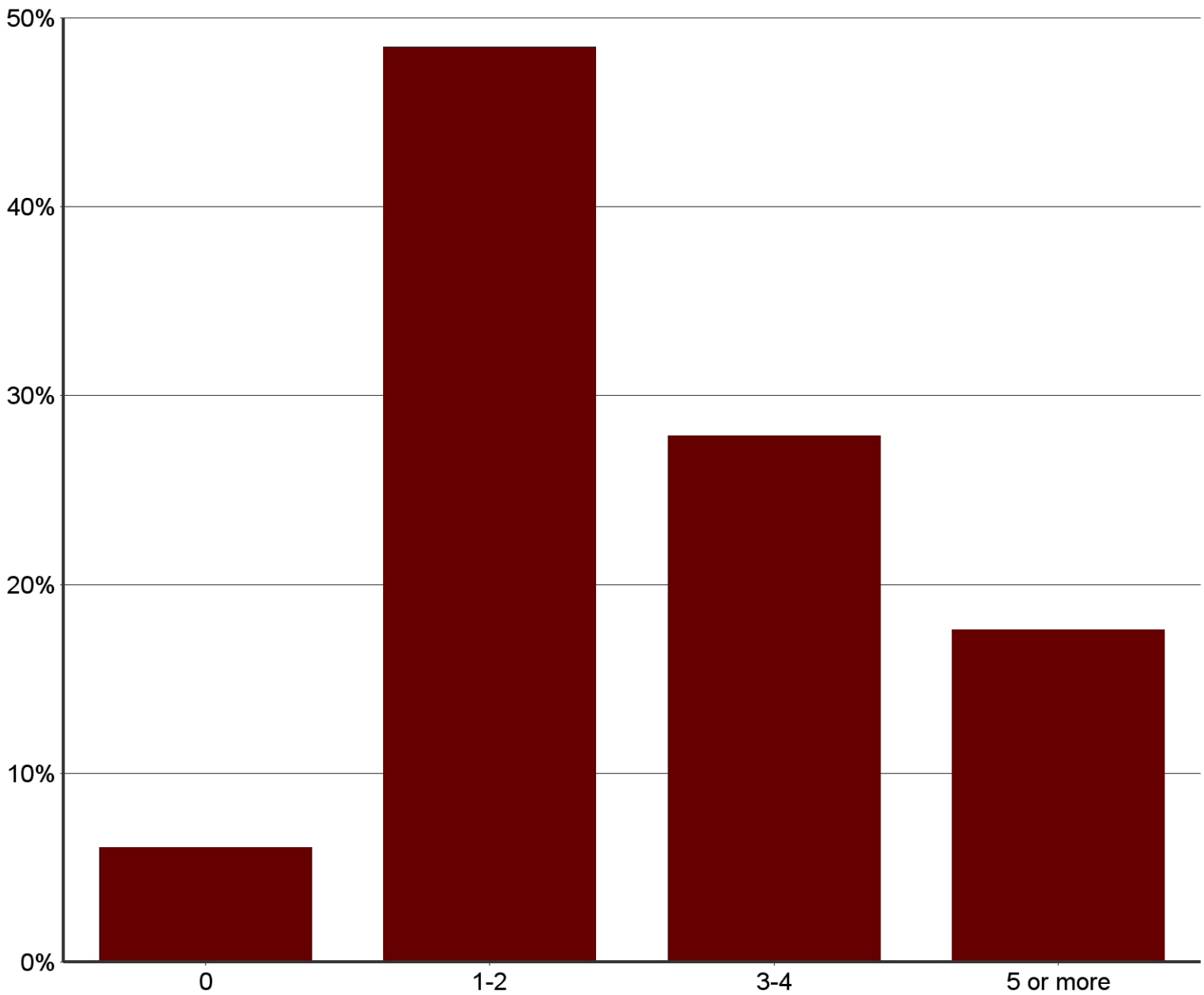
College of Charleston 2016 Alumni Survey Results: Class of 2015-2016 Primary Job Search Method Used by Respondents to Secure Current Job



Primary Job Search Method Respondents Used to Secure Current Job	N	%
College of Charleston Career Center (CougarJobLink, Career Fair, on-campus interviews)	13	7.93%
Directly applied to online posting via company website or other job search	61	37.20%
Contacted employer directly	32	19.51%
Family and/or friend referral	28	17.07%
College of Charleston alumni and/or employee of the College assisted to secure interview/job	9	5.49%
Other	21	12.80%
Total	164	100.00%

College of Charleston 2016 Alumni Survey Results: Class of 2015-2016

Number of Interviews Respondents Participated in While Job-Searching

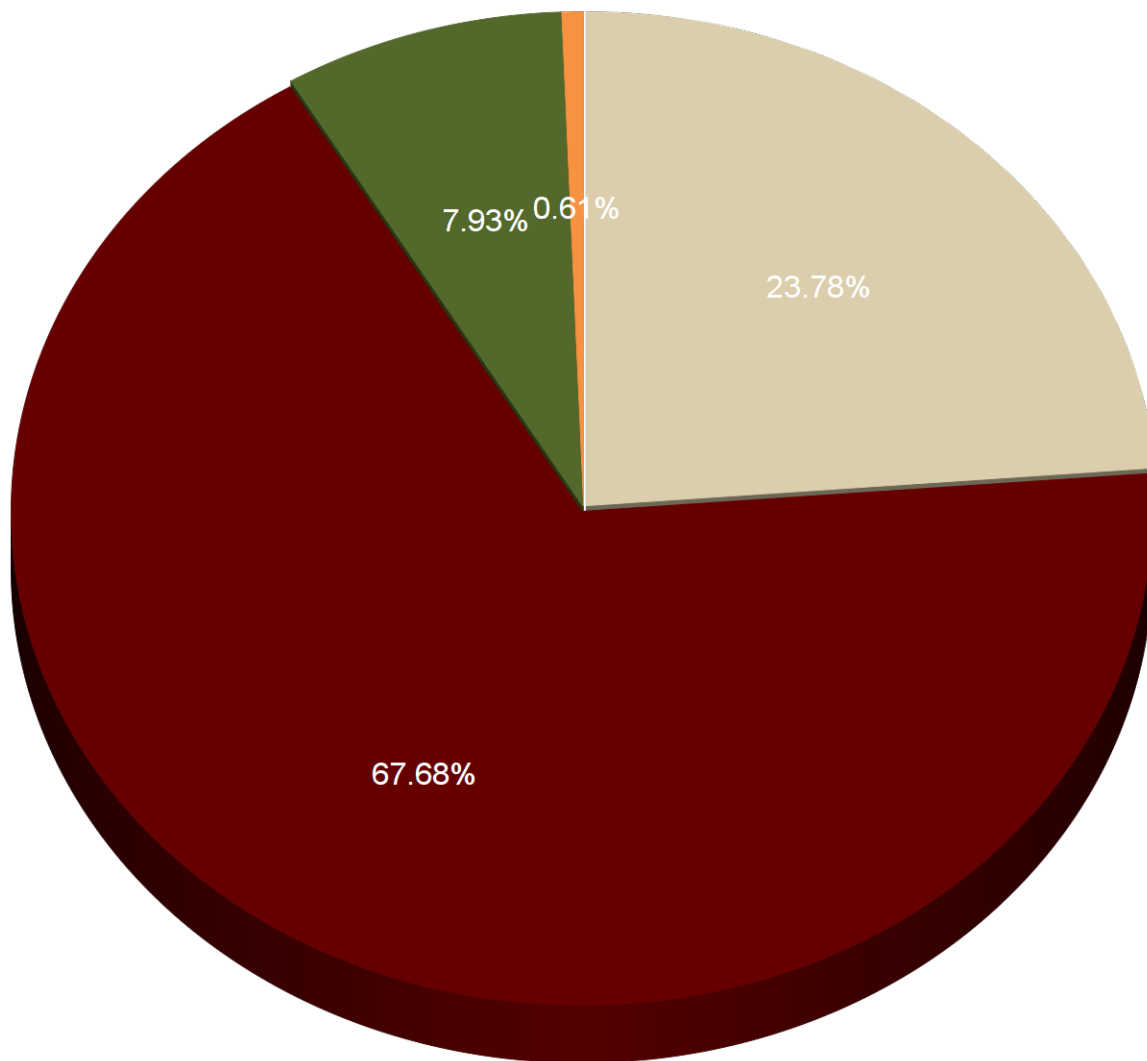


Number of Interviews Respondents Participated in While Job-Searching	N	%
0	10	6.06%
1-2	80	48.48%
3-4	46	27.88%
5 or more	29	17.58%
Total	165	100.00%

College of Charleston 2016 Alumni Survey Results: Class of 2015-2016

Number of Job Offers Respondents Received for Full-Time Employment Prior to Graduation

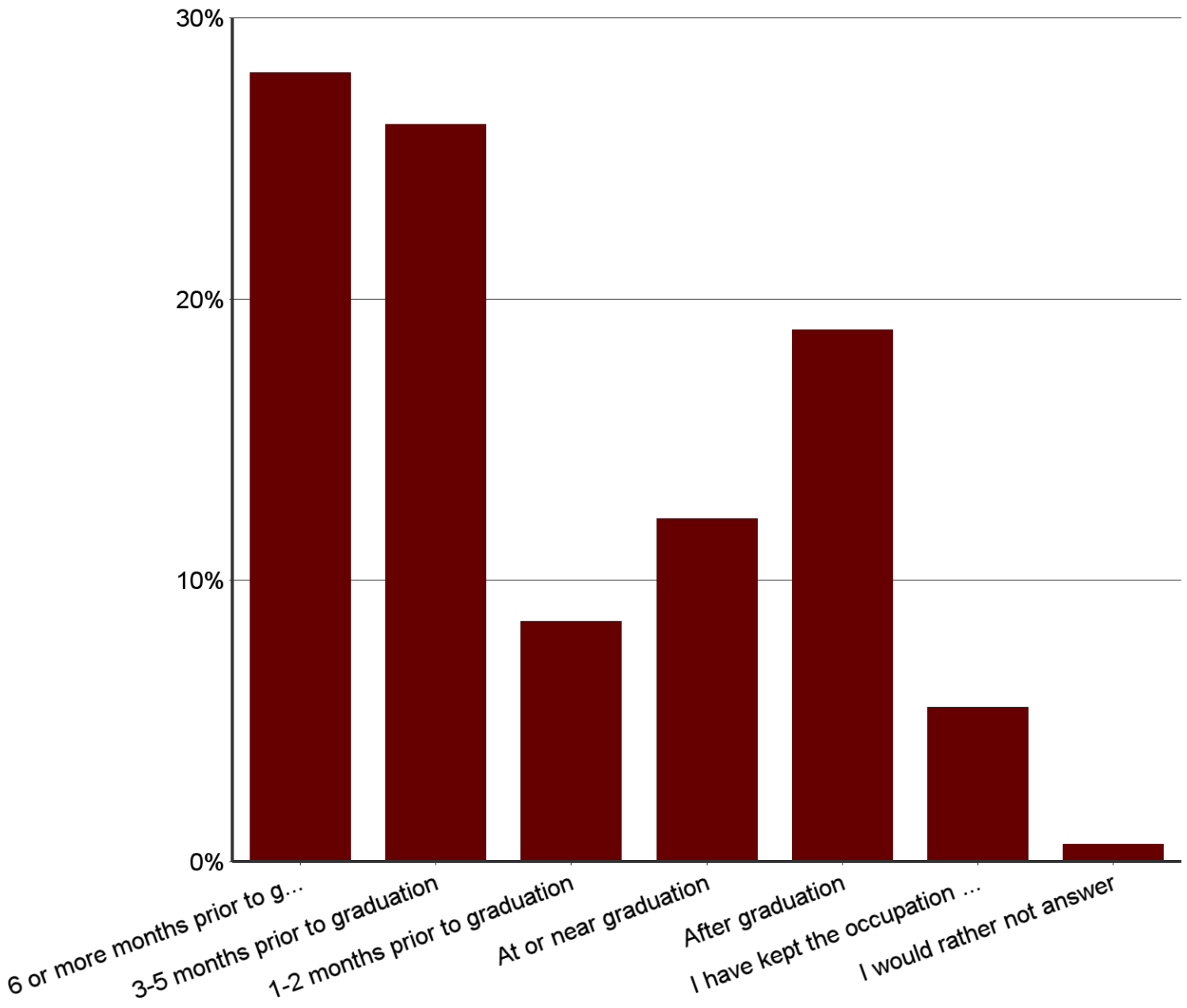
0 1-2 3-4 5 or more



Number of Job Offers Respondents Received for Full-Time Employment Prior to Graduation	N	%
0	39	23.78%
1-2	111	67.68%
3-4	13	7.93%
5 or more	1	0.61%
Total	164	100.00%

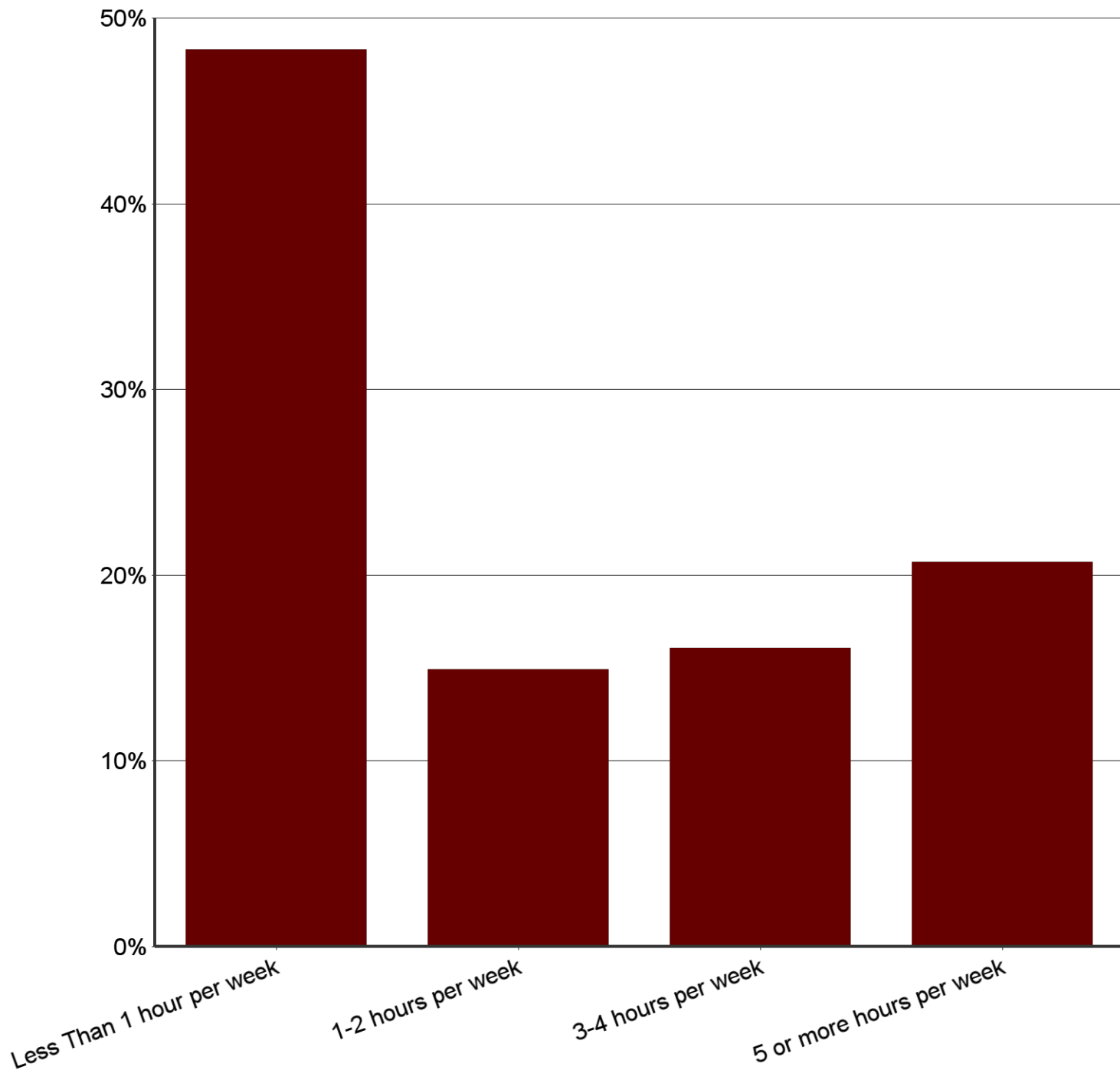
College of Charleston 2016 Alumni Survey Results: Class of 2015-2016

When Respondents Began Their Job Search



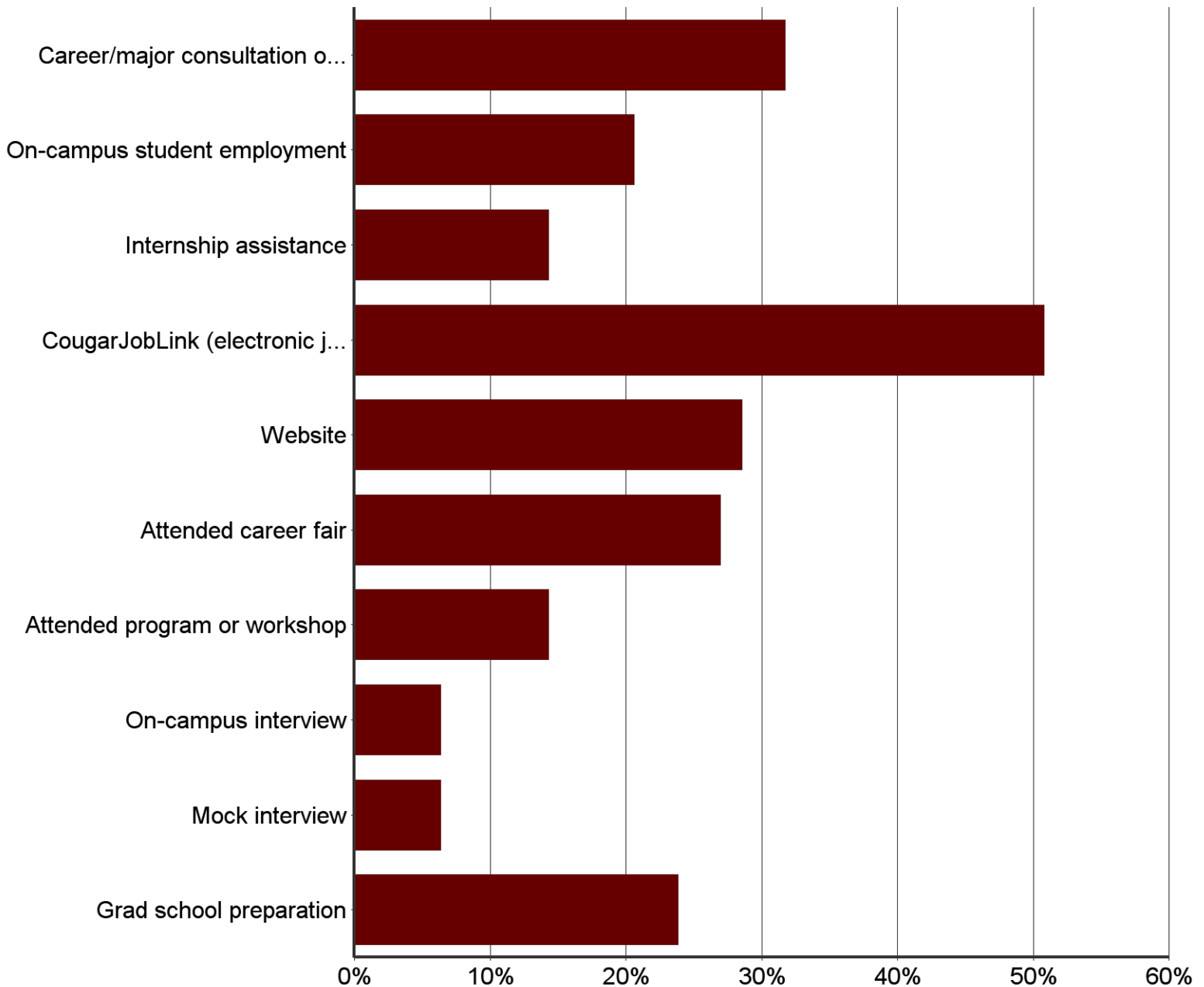
When Respondents Began Their Job Search		N	%
6 or more months prior to graduation		46	28.05%
3-5 months prior to graduation		43	26.22%
1-2 months prior to graduation		14	8.54%
At or near graduation		20	12.20%
After graduation		31	18.90%
I have kept the occupation I held prior to graduation or have been promoted		9	5.49%
I would rather not answer		1	0.61%
Total		164	100.00%

College of Charleston 2016 Alumni Survey Results: Class of 2015-2016 Amount of Time Respondents Who Have Had "0" Full-Time Jobs Since Graduation Dedicated to Their Job Search



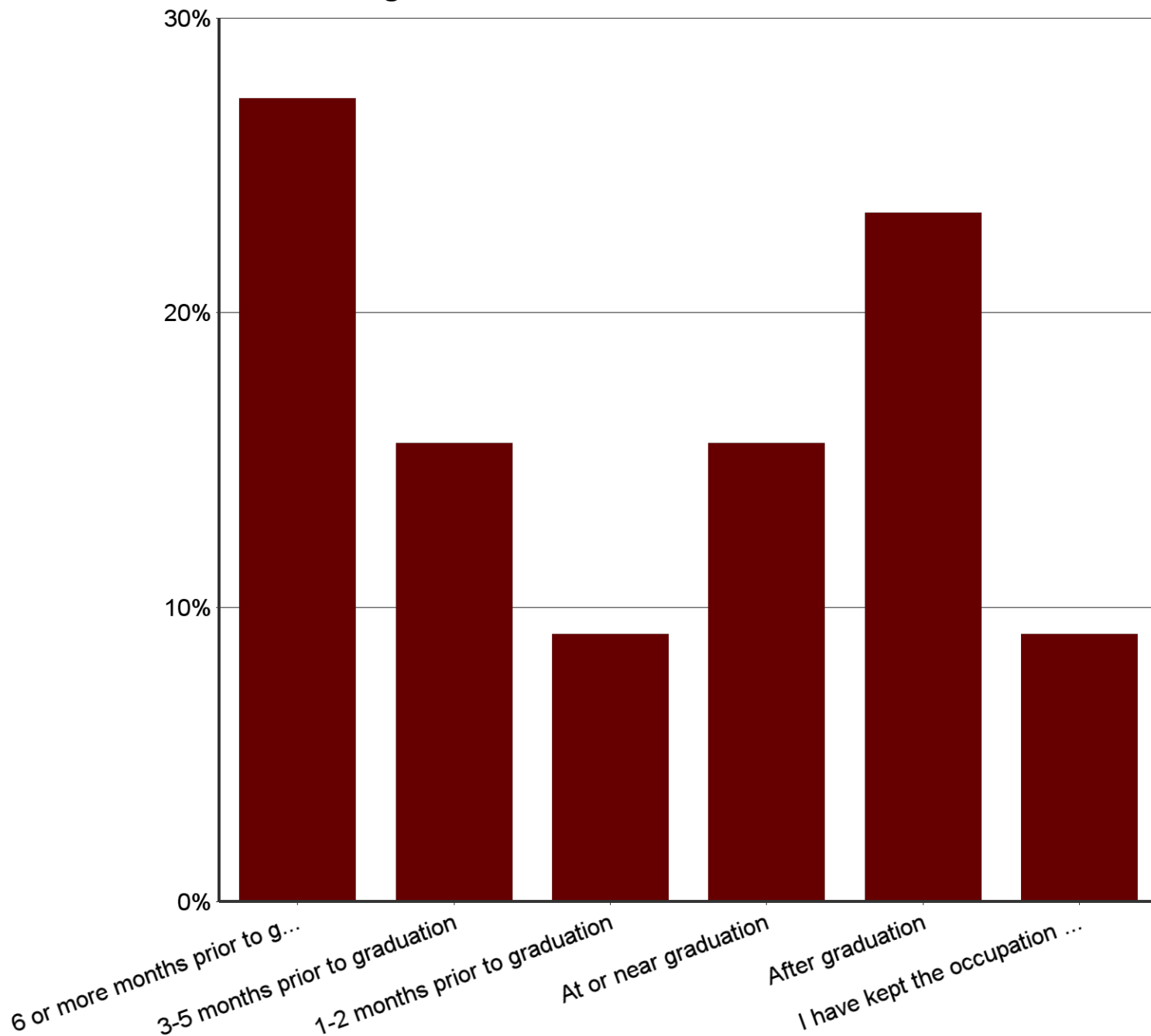
Time Respondents Dedicated to Their Job Search	N	%
< 1 hour per week	42	48.28%
1-2 hours per week	13	14.94%
3-4 hours per week	14	16.09%
5 or more hours per week	18	20.69%
Total	87	100.00%

College of Charleston 2016 Alumni Survey Results: Class of 2015-2016 Career Services Used By Respondents Who Have Had "0" Full-Time Jobs Since Graduation



Career Center Services Used by Respondents	N	%
Career/major consultation or meeting with staff	20	31.75%
On-campus student employment	13	20.63%
Internship assistance	9	14.29%
CougarJobLink (electronic job posting)	32	50.79%
Website	18	28.57%
Attended career fair	17	26.98%
Attended program or workshop	9	14.29%
On-campus interview	4	6.35%
Mock interview	4	6.35%
Grad school preparation	15	23.81%
Total	141	100.00%

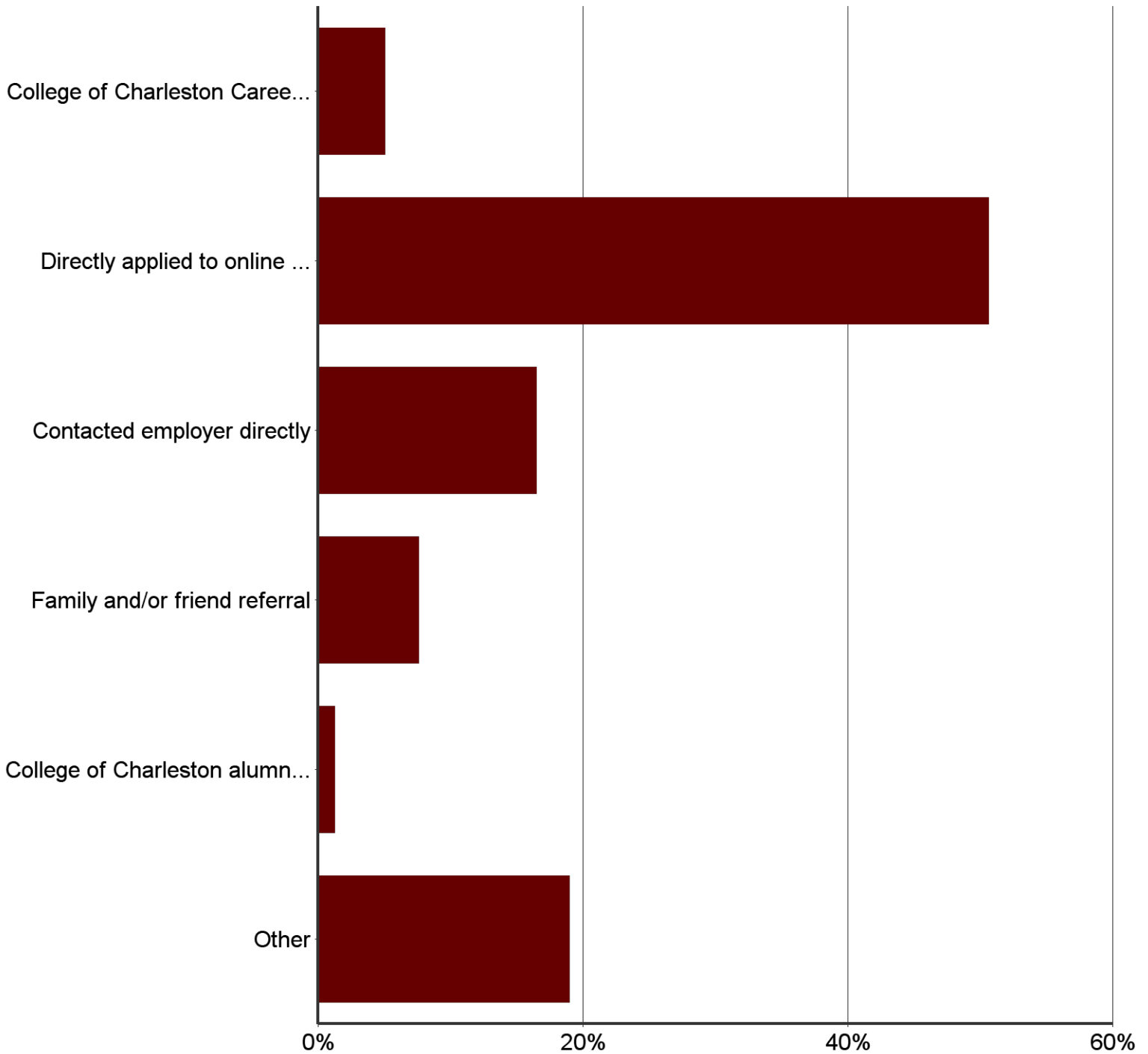
College of Charleston 2016 Alumni Survey Results: Class of 2015-2016 When Respondents Who Have Had "0" Full-Time Jobs Since Graduation Began Their Job Search



When Respondents Began Their Job Search	N	%
6 or more months prior to graduation	21	27.27%
3-5 months prior to graduation	12	15.58%
1-2 months prior to graduation	7	9.09%
At or near graduation	12	15.58%
After graduation	18	23.38%
I have kept the occupation I held prior to graduation or have been promoted	7	9.09%
Total	77	100.00%

College of Charleston 2016 Alumni Survey Results: Class of 2015-2016 Respondents' Who Have Had "0" Full-Time Jobs Since Graduation

Primary Job Search Method

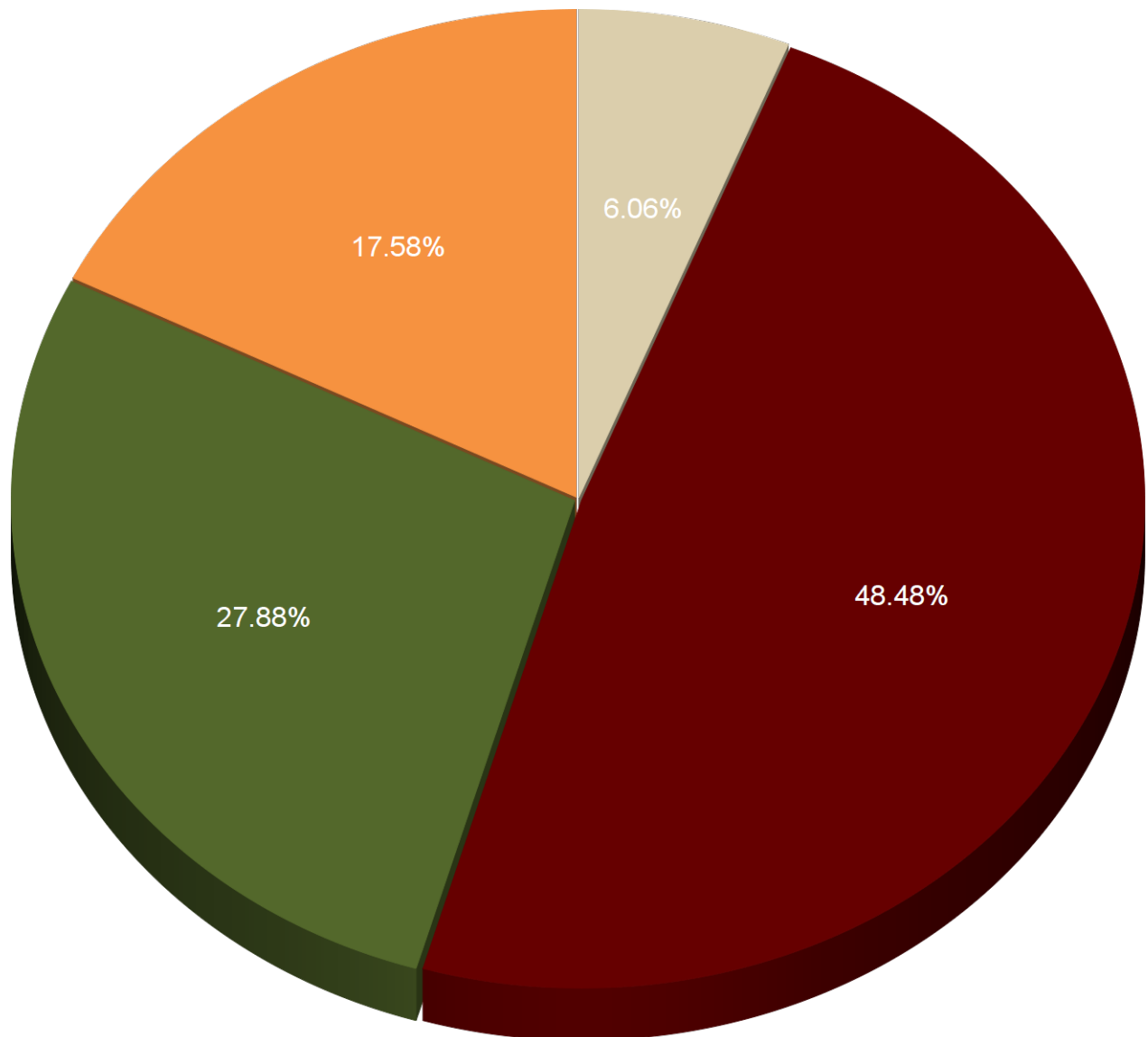


Primary Methods Used by Respodents During Their Job Search	N	%
College of Charleston Career Center (CougarJobLink, Career Fair, on-campus interviews)	4	5.06%
Directly applied to online posting via company website or other job search	40	50.63%
Contacted employer directly	13	16.46%
Family and/or friend referral	6	7.59%
College of Charleston alumni and/or employee of the College assisted to secure interview/job	1	1.27%
Other	15	18.99%
Total	79	100.00%

College of Charleston 2016 Alumni Survey Results: Class of 2015-2016 Respondents' Who Have Had "0" Full-Time Jobs Since Graduation

Number of Interviews Participated In During Job Search

■ 0
 ■ 1-2
 ■ 3-4
 ■ 5 or more

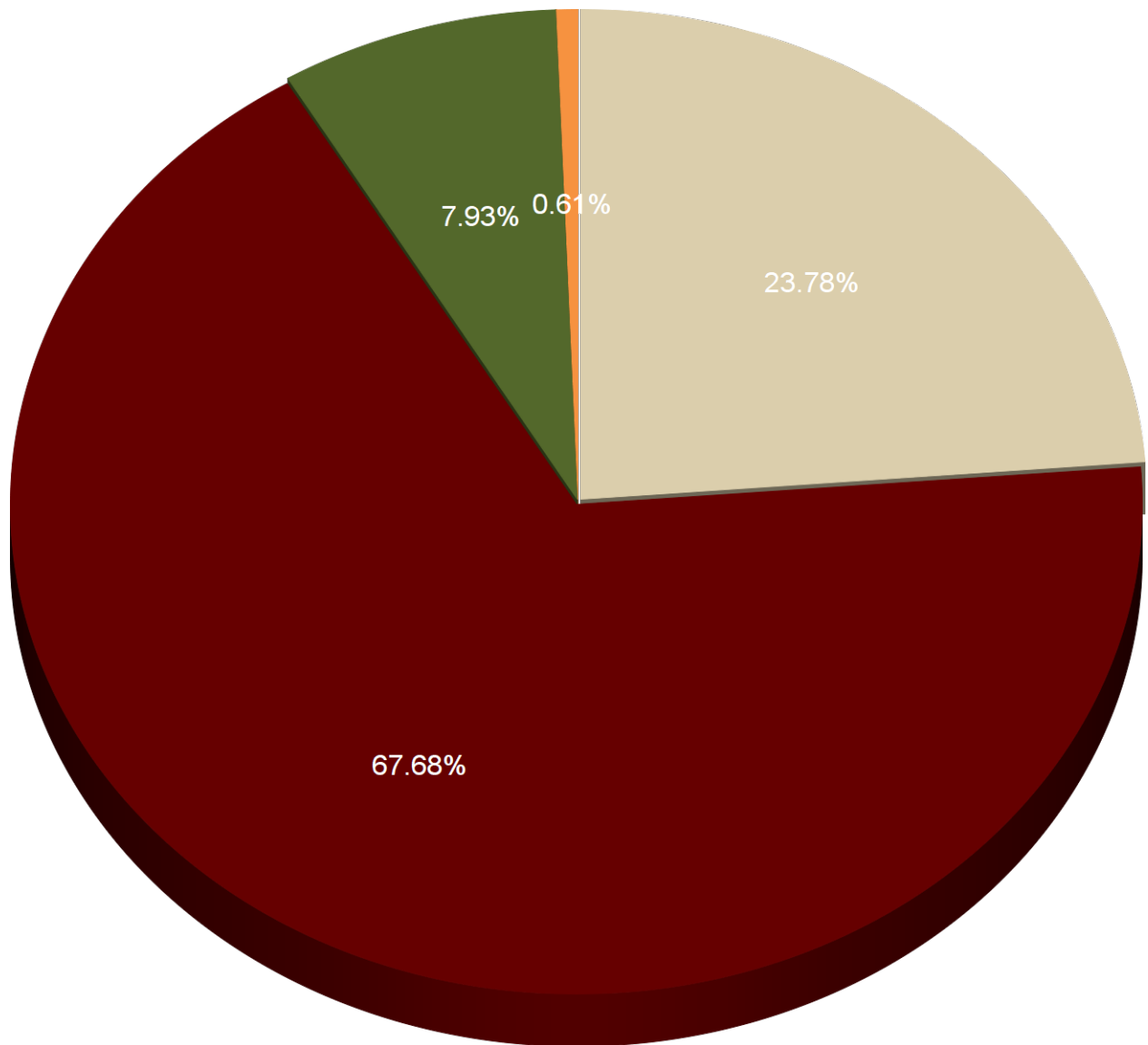


Number of Interviews Respondents Participated in While Job-Searching	N	%
0	33	40.24%
1-2	28	34.15%
3-4	11	13.41%
5 or more	10	12.20%
Total	82	100.00%

College of Charleston 2016 Alumni Survey Results: Class of 2015-2016

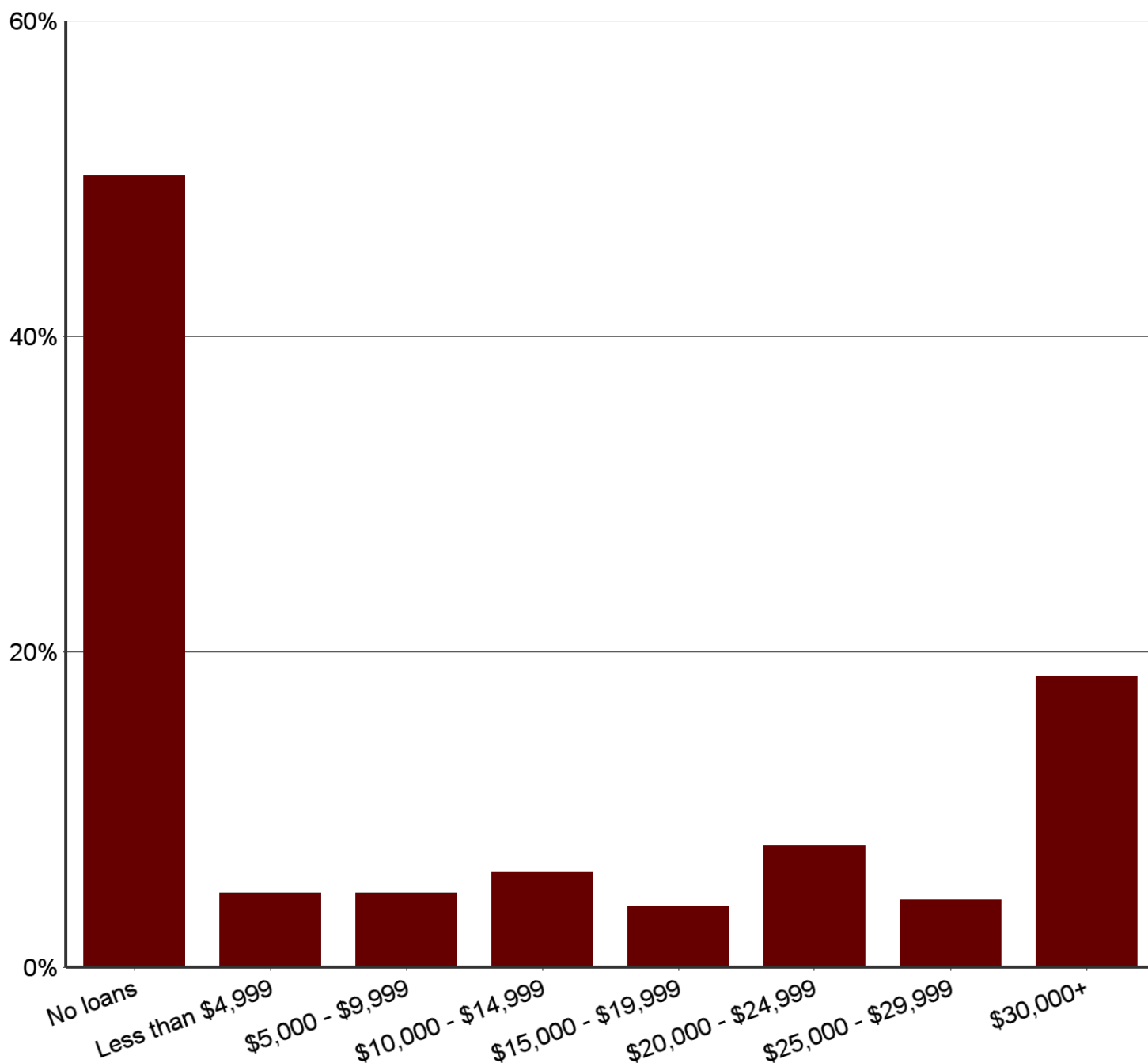
Number of Full-Time Job Offers Respondents' Who Have Had "0" Full-Time Jobs Since Graduation Received Prior To Graduation

0 1-2 3-4 5 or more



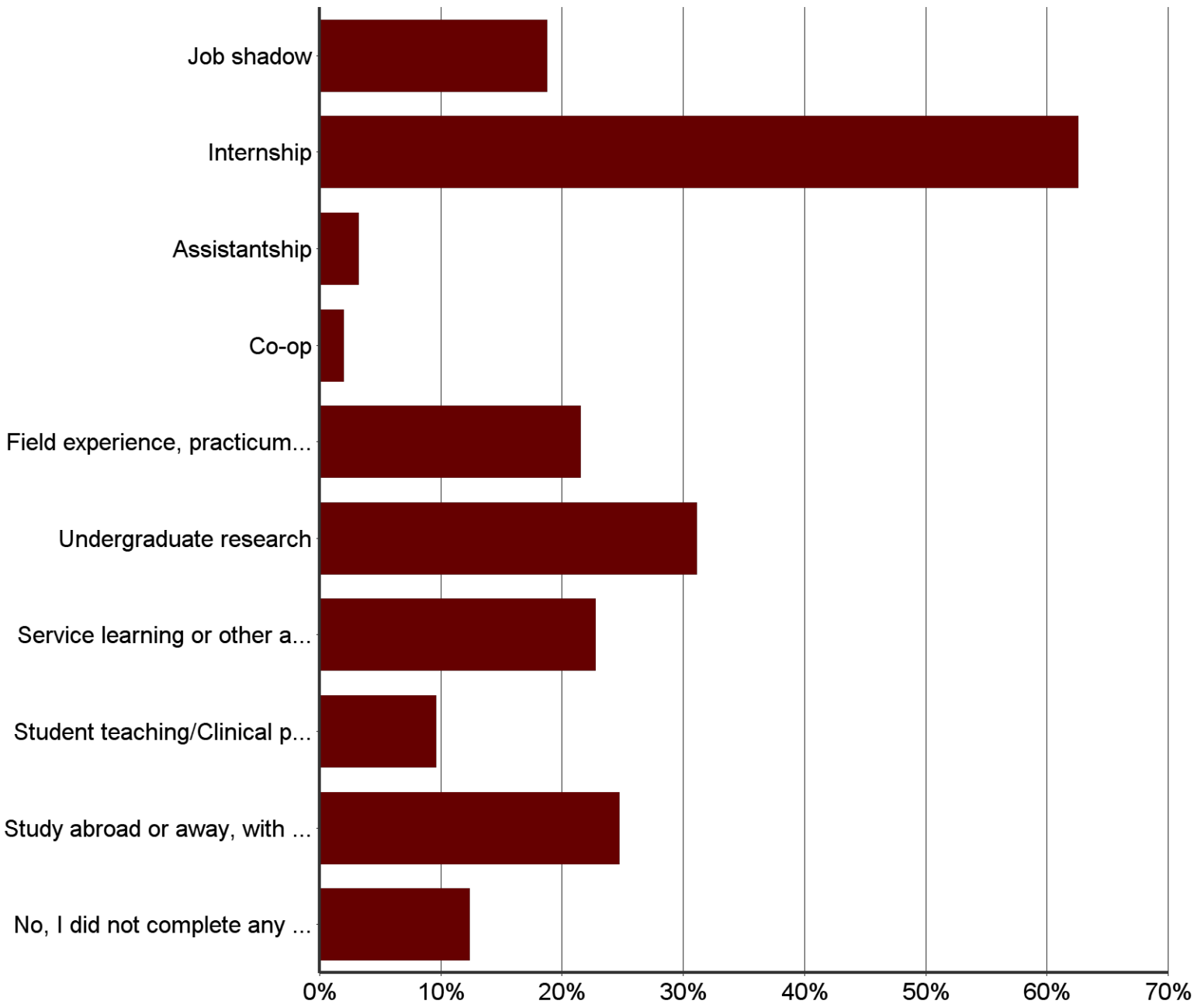
Number of Full-Time Job Offers Respondents Received Prior to Graduation	N	%
0	67	81.71%
1-2	13	15.85%
3-4	2	2.44%
5 or more	0	0.00%
Total	82	100.00%

College of Charleston 2016 Alumni Survey Results: Class of 2015-2016 Total Amount of Loans Respondents Accrued at the Time of Graduation



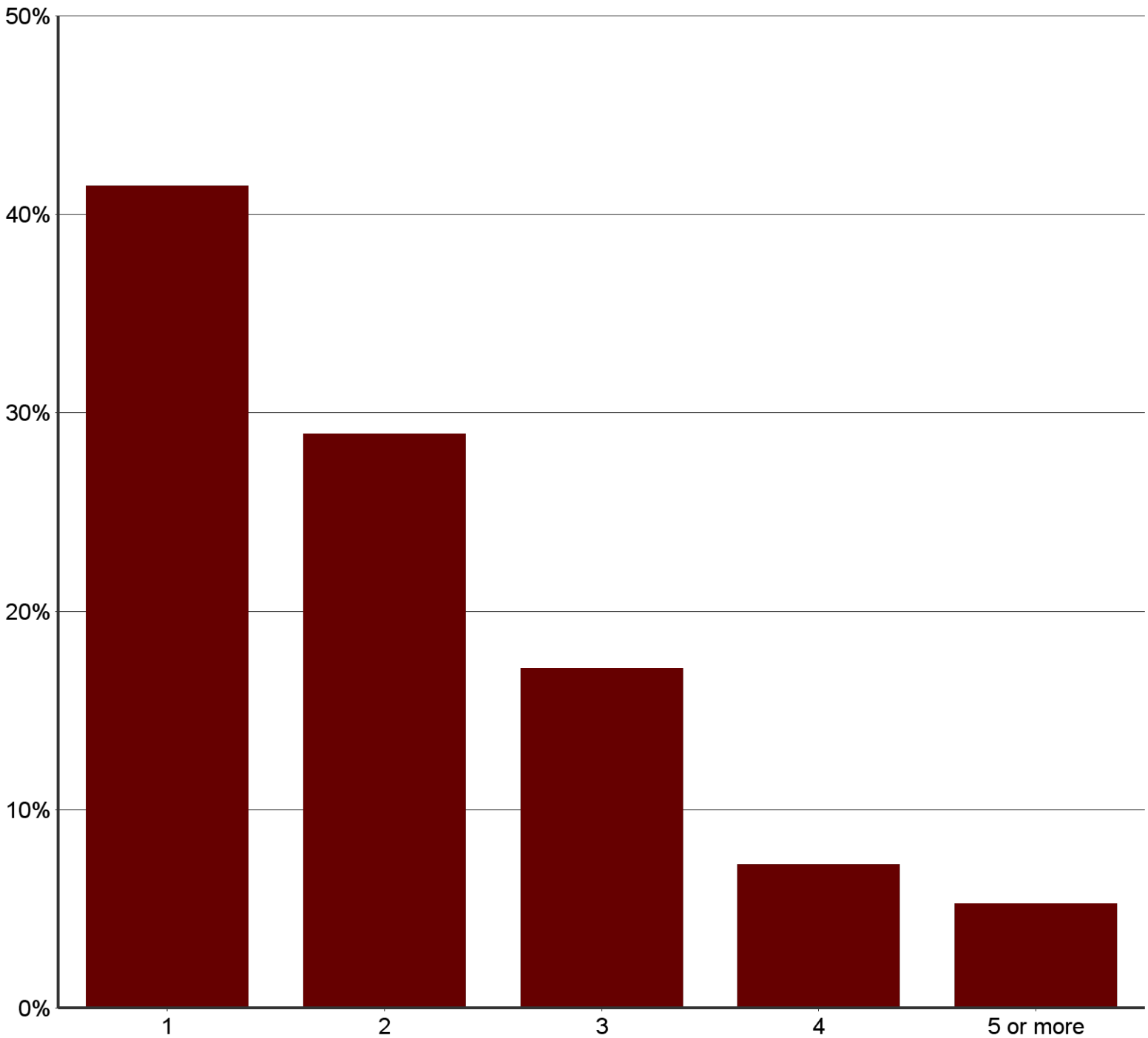
Total Amount of Loans Respondents Accrued at the Time of Graduation		N	%
No loans	117	50.21%	
Less than \$4,999	11	4.72%	
\$5,000 - \$9,999	11	4.72%	
\$10,000 - \$14,999	14	6.01%	
\$15,000 - \$19,999	9	3.86%	
\$20,000 - \$24,999	18	7.73%	
\$25,000 - \$29,999	10	4.29%	
\$30,000+	43	18.45%	
Total	233	100.00%	

College of Charleston 2016 Alumni Survey Results: Class of 2015-2016 Career Opportunities Completed by Respondents While Working on Degree



Career Opportunitis Completed by Respondents While Working on Degree	N	%
Job shadow	47	18.73%
Internship	157	62.55%
Assistantship	8	3.19%
Co-op	5	1.99%
Field experience, practicum, or clinical experience	54	21.51%
Undergraduate research	78	31.08%
Service learning or other academic volunteering through CofC	57	22.71%
Student teaching/Clinical practice internship	24	9.56%
Study abroad or away, with internship or practicum component	62	24.70%
No, I did not complete any of the above	31	12.35%
Total	523	100.00%

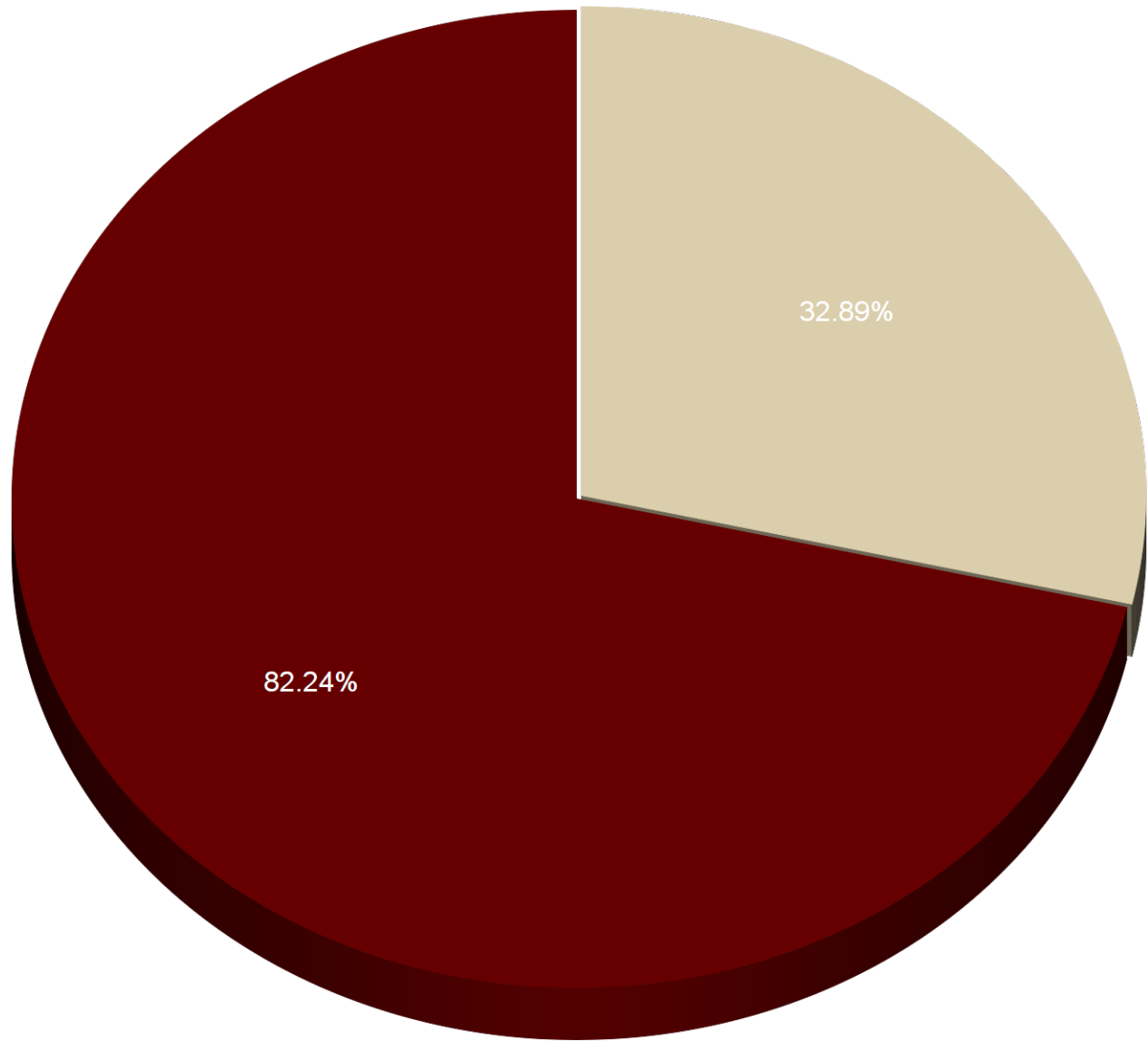
College of Charleston 2016 Alumni Survey Results: Class of 2015-2016 Number of Internships Completed by Respondents



Number of Internships Completed by Respondents	N	%
1	63	41.45%
2	44	28.95%
3	26	17.11%
4	11	7.24%
5 or more	8	5.26%
Total	152	100.00%

College of Charleston 2016 Alumni Survey Results: Class of 2015-2106 Internships Completed by Respondents

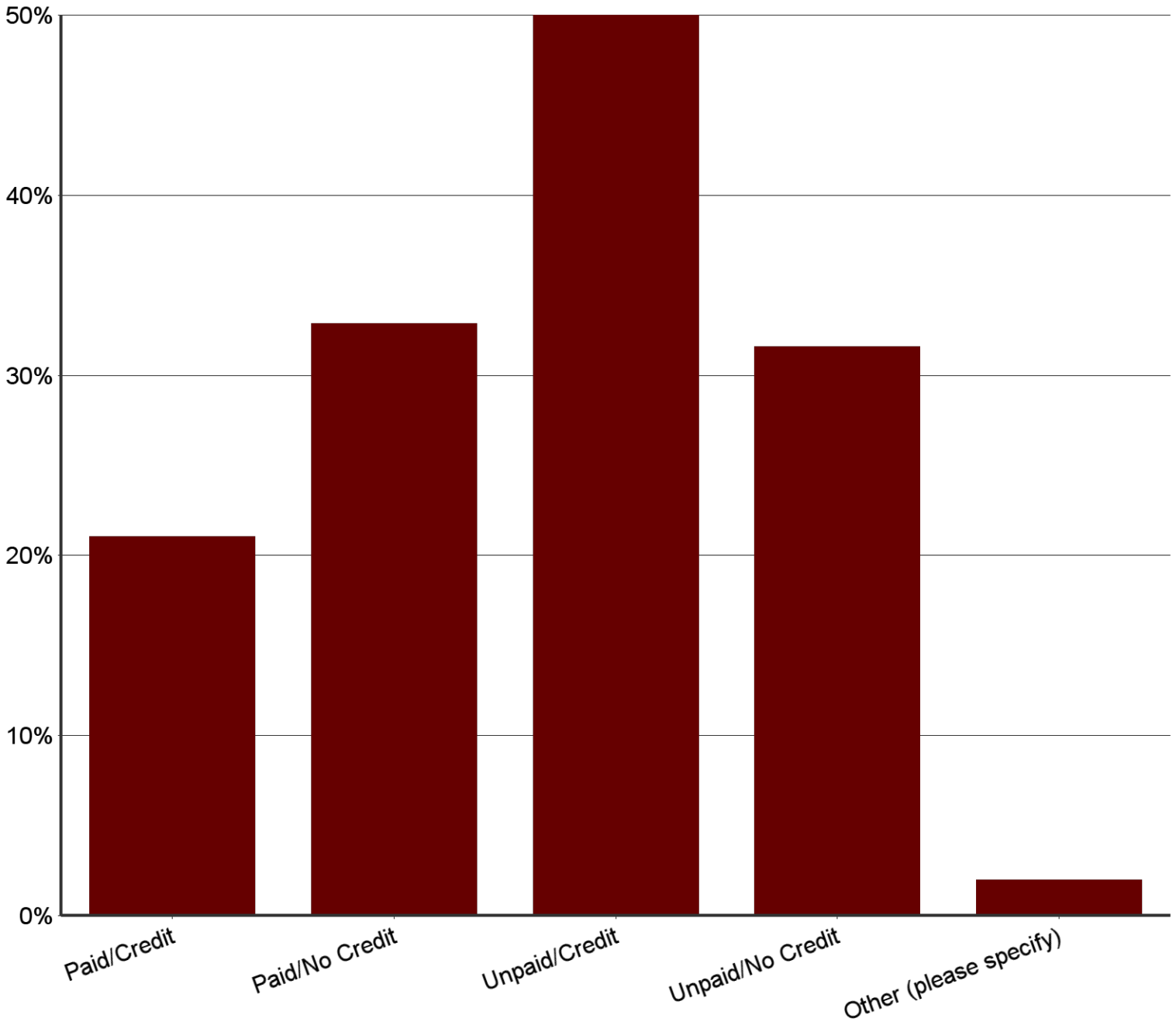
■ Full-time ■ Part-time



Internships Completed by Respondents	N	%
Full-time	50	32.89%
Part-time	125	82.24%
Total	175	100.00%

College of Charleston 2016 Alumni Survey Results: Class of 2015-2016

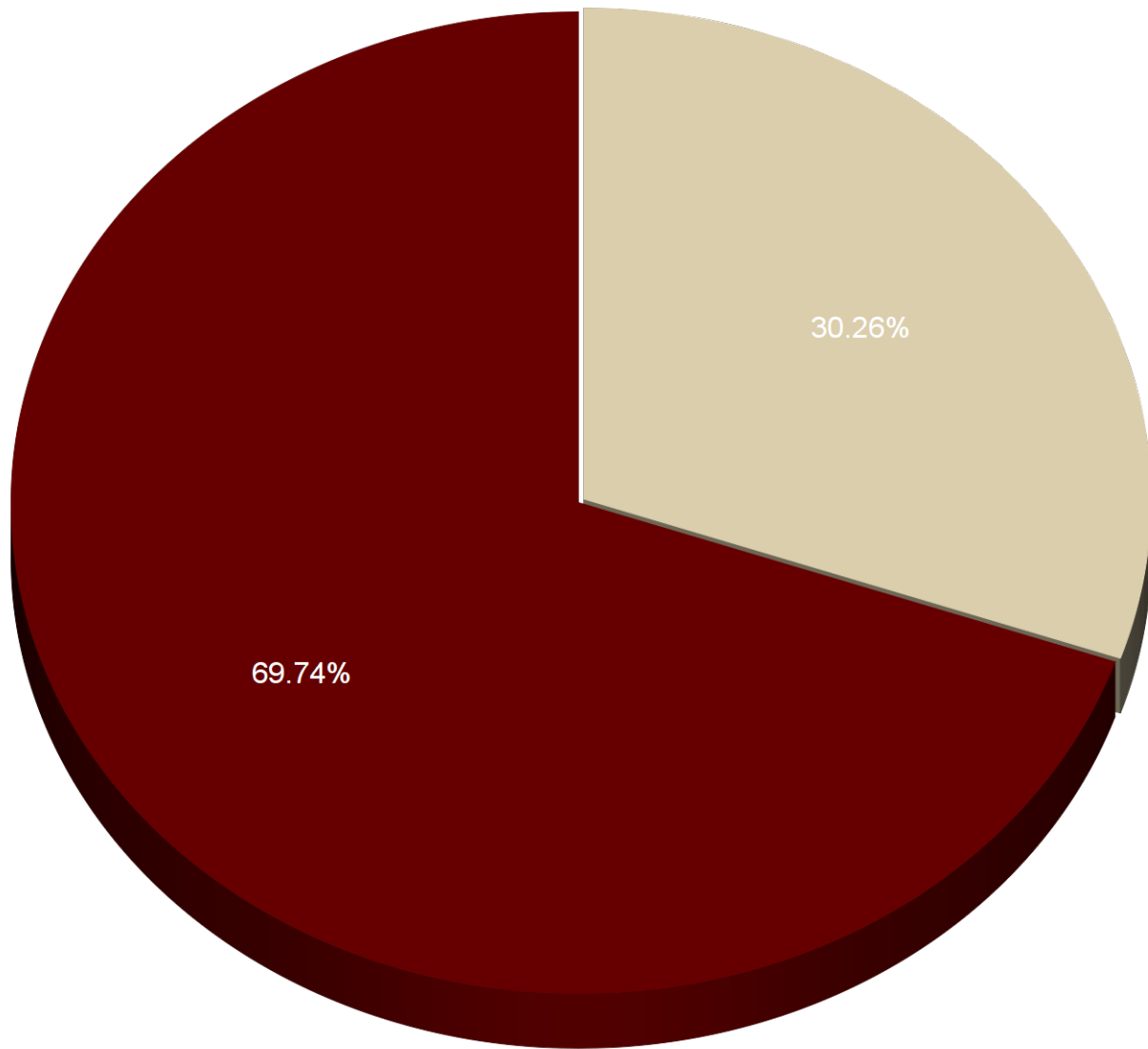
Types of Internships Completed by Respondents



Type of Internships Completed by Respondents	N	%
Paid/Credit	32	21.05%
Paid/No Credit	50	32.89%
Unpaid/Credit	76	50.00%
Unpaid/No Credit	48	31.58%
Other (please specify)	3	1.97%
Total	209	100.00%

College of Charleston 2016 Alumni Survey Results: Class of 2015-2016 Respondents Offered a Full-Time Position as a Result of Internship Opportunities

■ Yes ■ No



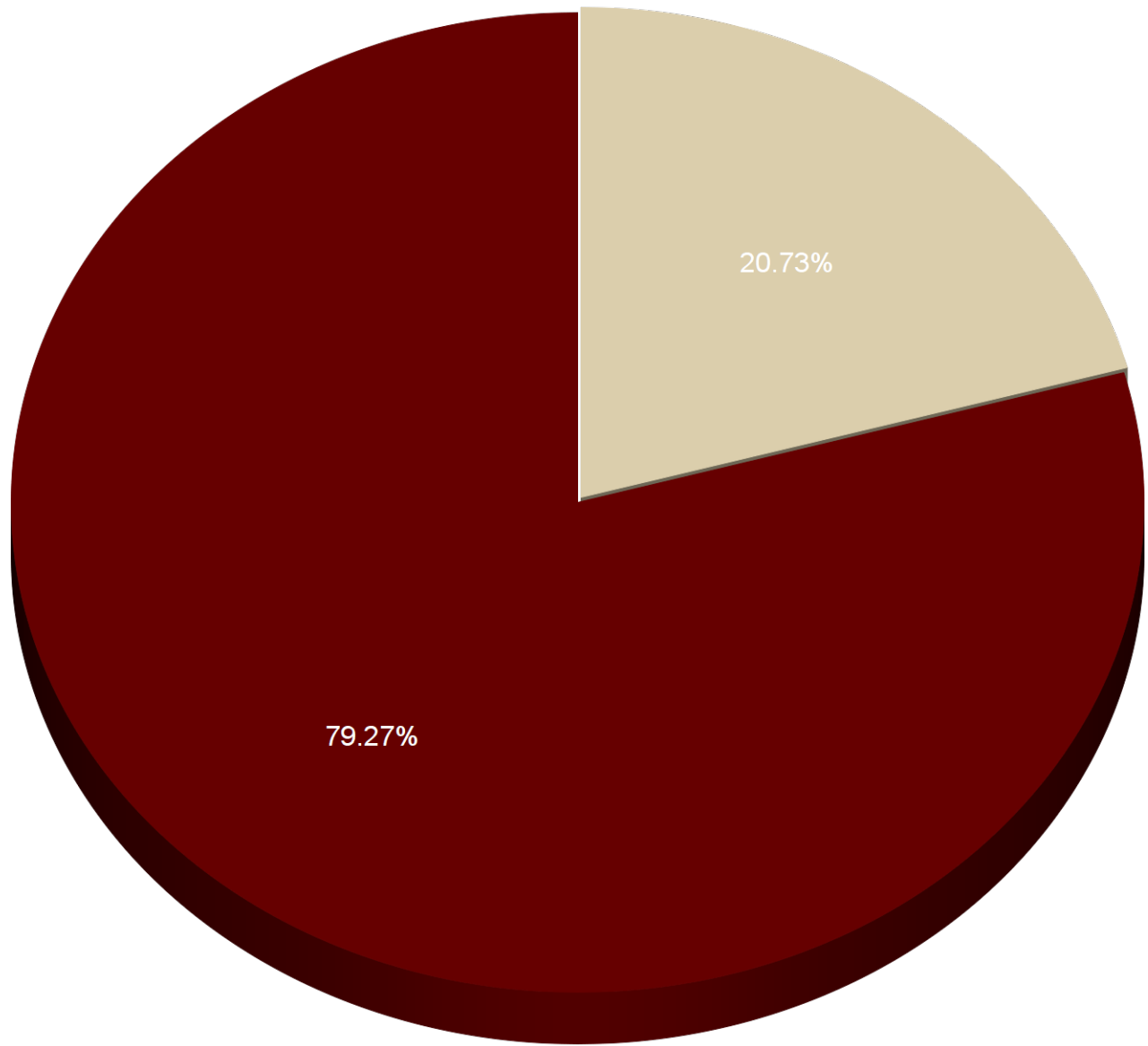
Respondents Offered Full-Time Position as a Result of Internship Opportunities	N	%
Yes	46	30.26%
No	106	69.74%
Total	152	100.00%

College of Charleston 2016 Alumni Survey Results: Class of 2015-2016 Respondents' Plans for the Following Degrees

Degree	Do not plan to pursue	Degree received	Currently enrolled or working toward	Degree you hope to attain in the future	N
Second Bachelor's Degree	177	17	2	10	206
Master's Degree	54	4	48	125	231
Law Degree	180	-	1	16	197
Medical Degree (e.g. MD, DO, DDS, DVM, PharmD)	173	-	8	18	199
PhD or other Doctoral Degree	137	-	10	55	202
Certificate	133	9	18	40	200
Other:	69	-	4	5	78

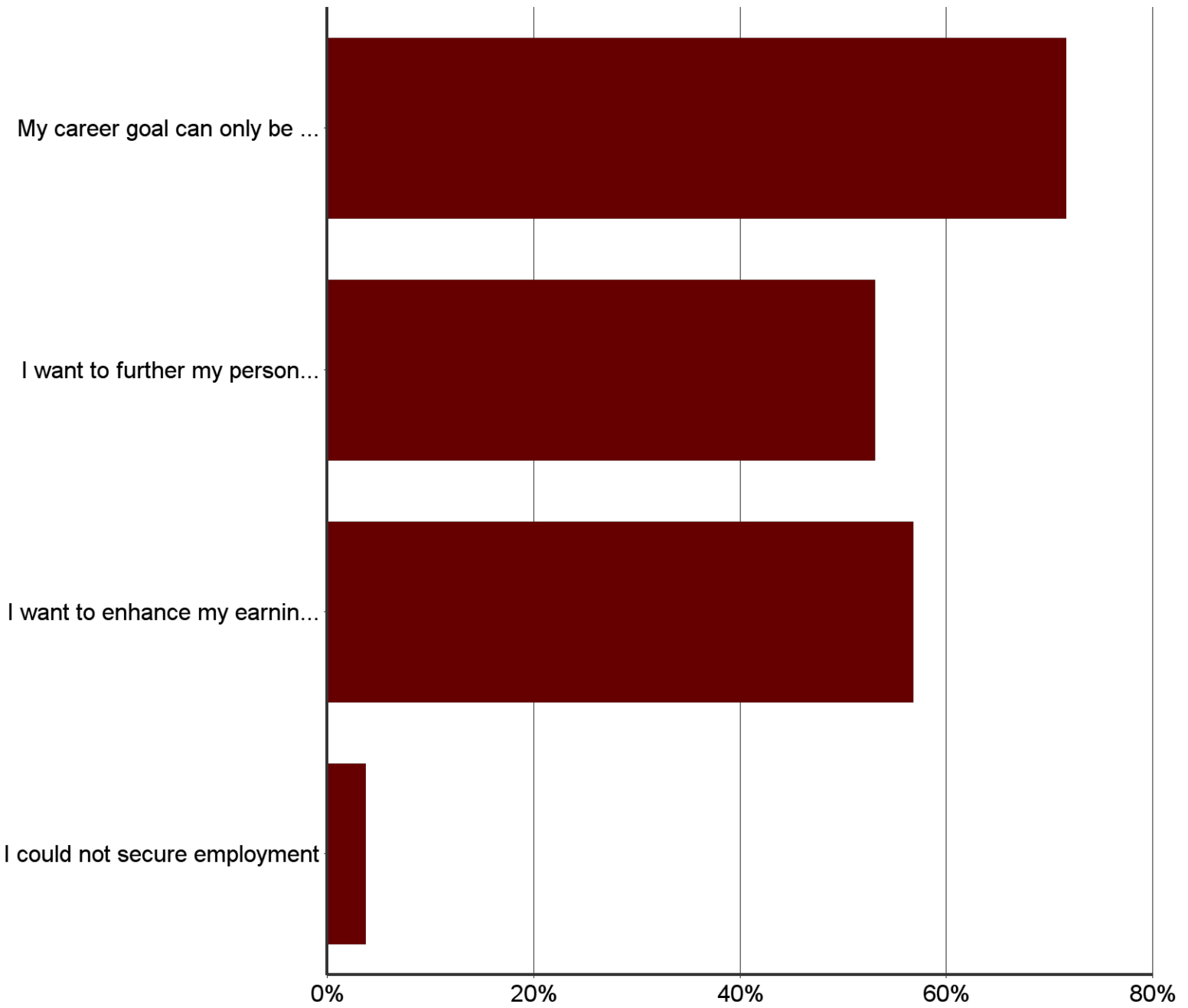
College of Charleston 2016 Alumni Survey Results: Class of 2015-2016 Respondents Received a Graduate Assistantship/Fellowship

■ Yes ■ No



Respondents Received a Graduate Assistantship/Fellowship	N	%
Yes	17	20.73%
No	65	79.27%
Total	82	100.00%

College of Charleston 2016 Alumni Survey Results: Class of 2015-2016 Respondents' Reason for Seeking Further Education

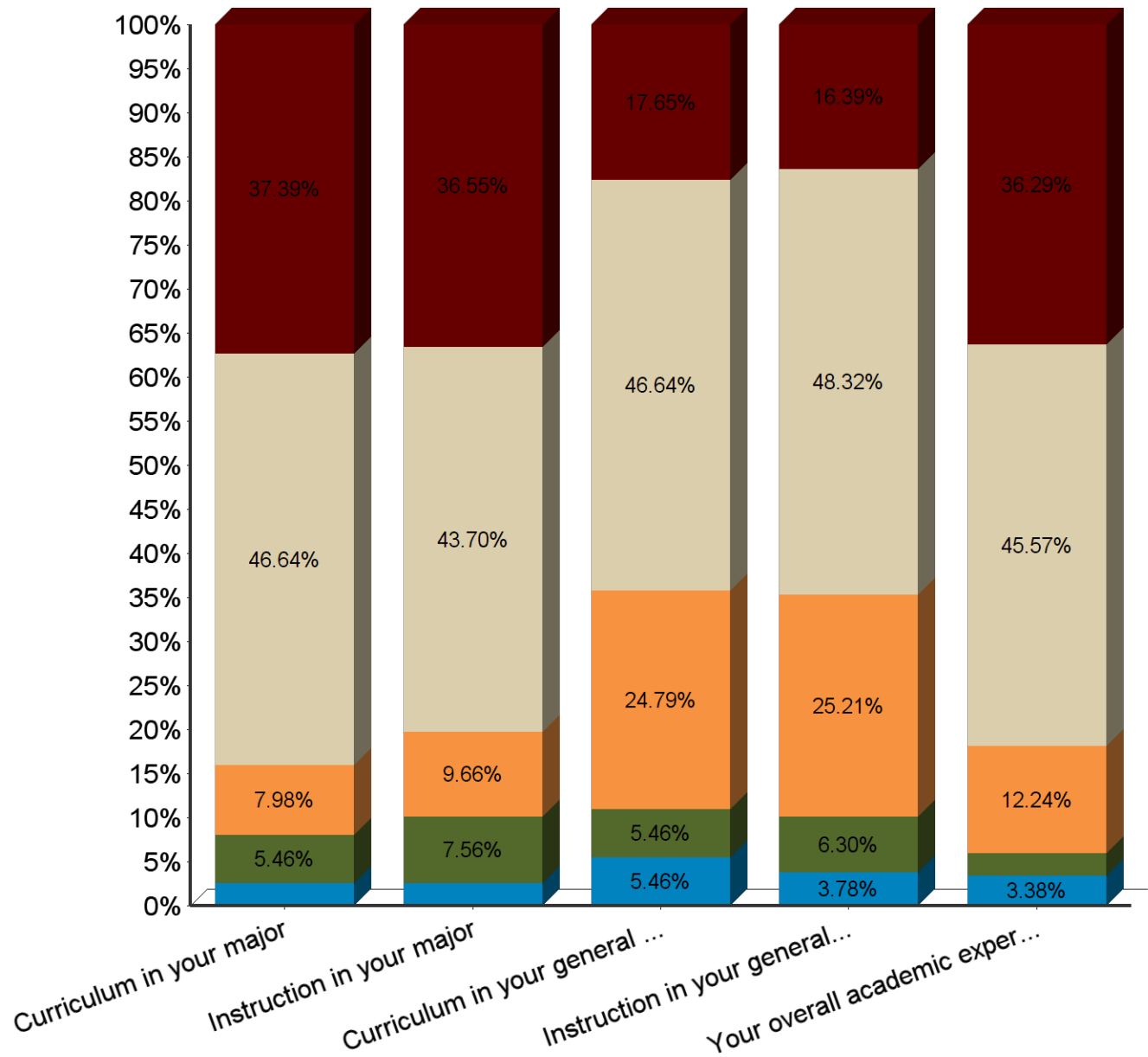


Respondents' Reason for Seeking Further Education	N	%
My career goal can only be obtained through further education	58	71.60%
I want to further my personal growth	43	53.09%
I want to enhance my earning potential	46	56.79%
I could not secure employment	3	3.70%
Total	150	100.00%

College of Charleston 2016 Alumni Survey Results: Class of 2015-2016

Respondents' Satisfaction with The College of Charleston

■ Very Dissatisfied
 ■ Dissatisfied
 ■ Neutral
 ■ Satisfied
 ■ Very Satisfied

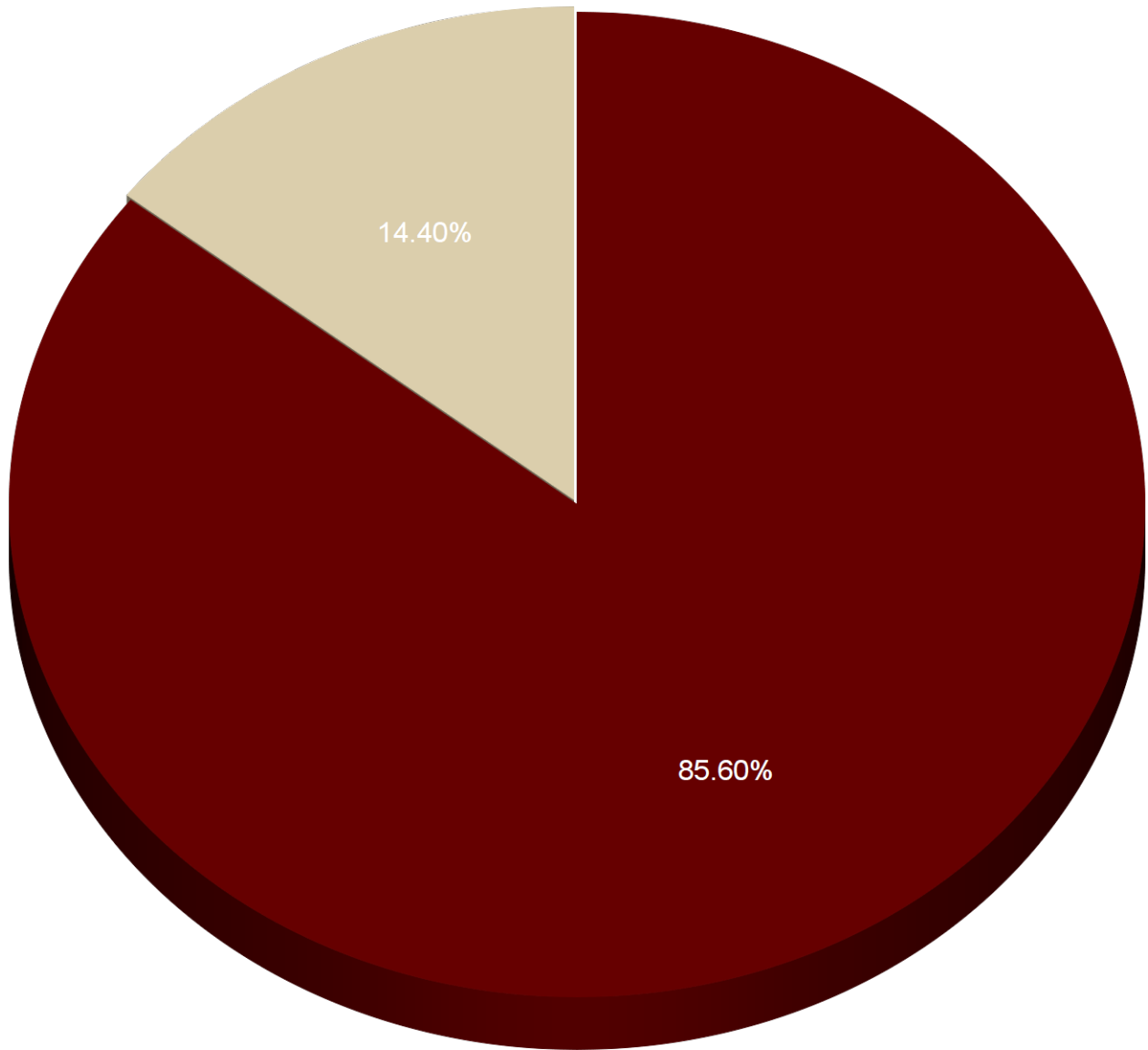


College of Charleston	Very Dissatisfied	Dissatisfied	Neutral	Satisfied	Very Satisfied	Response	Average Value
Curriculum in your major	6	13	19	111	89	238	4.11
Instruction in your major	6	18	23	104	87	238	4.04
Curriculum in your general education program	13	13	59	111	42	238	3.66
Instruction in your general education program	9	15	60	115	39	238	3.67
Your overall academic experience	8	6	29	108	86	237	4.09

College of Charleston 2016 Alumni Survey Results: Class of 2015-2016

Would Respondents Choose the College of Charleston Again

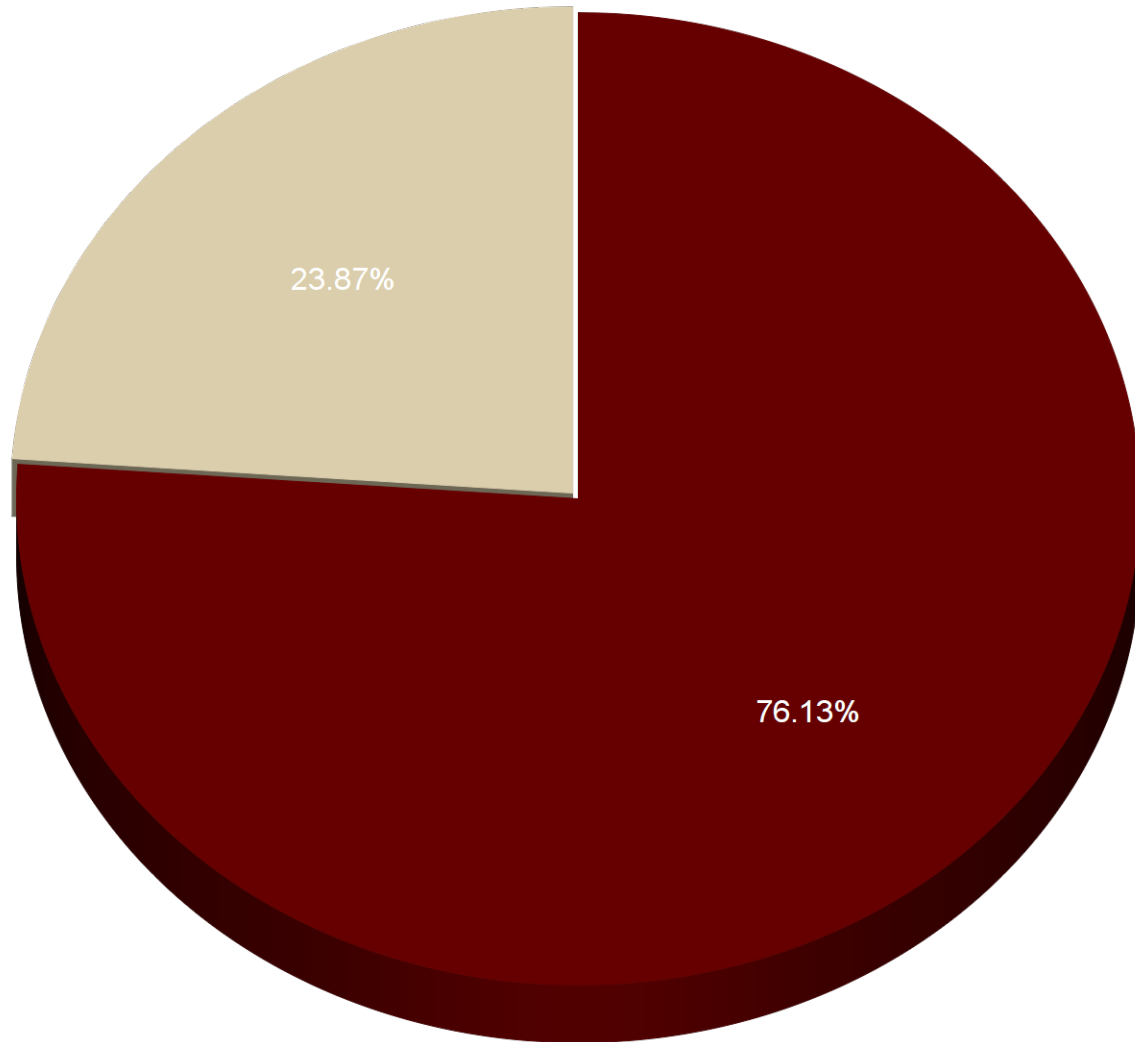
■ Yes ■ No



Would Respondents Choose the College of Charleston Again	N	%
Yes	208	85.60%
No	35	14.40%
Total	243	100.00%

College of Charleston 2016 Alumni Survey Results: Class of 2015-2016 Would Respondents Choose the Same Major Again

■ Yes ■ No



Would Respondents Choose the Same Major Again	N	%
Yes	185	76.13%
No	58	23.87%
Total	243	100.00%

College of Charleston 2016 Alumni Survey Results: Class 2010-2011 Career Opportunities Respondents Participated In

Frequency of participation						
Opportunity	Never	Less often	Annually	Monthly	Weekly	Response
Career related advanced education or training	46	36	23	49	62	216
Lifelong learning or personal enrichment studies outside your career area(s)	30	41	26	51	60	208
Professional or service organizations	57	47	39	43	22	208
Volunteer, public, or community service	43	53	45	52	20	213
Social or recreational organization	40	35	26	58	54	213
Support or participation in the arts	55	40	36	51	28	210

CofC influence					
Opportunity	Not at all	Some-what	Moderately	Strongly	Response
Career related advanced education or training	66	42	47	33	188
Lifelong learning or personal enrichment studies outside your career area(s)	49	45	47	47	188
Professional or service organizations	74	36	39	31	180
Volunteer, public, or community service	65	52	34	33	184
Social or recreational organization	65	39	43	41	188
Support or participation in the arts	71	44	38	35	188

College of Charleston 2016 Alumni Survey Results

Class of 2015-2016

Appendix A

Category of Current Status (“other” defined)

Starting new full time job in January.	Full time employment /part time graduate school
Working part time and seeking admission to professional school	Professional Musician/Music Teacher (Private Lessons)
Fulbright grantee	Paid internship starting in January
Co-Founder	Employed part-time outside of field of study.
Employed but also seeking employment	Seeking full-time employment
Teach in Thailand	
Self-Employed	

Appendix B

Category of Current Employment (“other” defined)

Archaeology	Winemaking and Viticulture
Transportation/Logistics	Restoring Historic Homes and Buildings
Campaign	Brewery
Historic Preservation/ architecture	Unemployed
Real Estate	Cybersecurity
Environmental Compliance	Accounting
Supply Chain Management	Consultant
Higher Education	

Appendix C

Category of Reasons for Current Job Unrelated to Major (“other” defined)

Unemployed
Continuing my Undergraduate job until medical school begins next year

Appendix D

Category of Methods to Obtain Current Employment (“other” defined)

Contacted by company	LinkedIn
Shining Stars Job Fair	Staffing Agency
JewishJobs	CSCI462: Worked with them for final project
Obtained Through Paid Internship	Employer contacted me
Office of Nationally Competitive Awards	Volunteered
Northeastern University	Texas A&M student employment website
indeed.com	Accounting Recruiter
Job shadowed	
Networking	

Appendix D

Category of Primary Job Search Methods (“other” defined)

Graduate student
LinkedIn
I pursued entrepreneurship.
Public health job search sites
University of Texas-Austin career services

Appendix E

Responses for Types of Internships (“other” defined)

Did not receive credit
1 Paid/No Credit, 2 Unpaid/No Credit, 2 Unpaid/Credit
All of them

Appendix F

Responses for Future Degrees (“other” defined)

Associates Degree
MBA
Currently Enrolle in a Dual Master’s Program
CPA
MSW
DPT

Appendix G

Complete List of Reported Graduate Institutions

University of Maryland	Georgia Southern	Boston University School of
Clemson University	University of Puget Sound	Public Health
University of SC	University of Charleston	Northeastern University
NYU	Touro College of Health	Capella university
Culinary Institute of America	Sciences	NC State Institute for
University of Connecticut	University of Maryland	Advanced Analytics
Hunter College	UNC - Chapel Hill	Texas A&M University
Medical University of South	The Iron Yard	Citadel
Carolina	Cornell	University of St. Augustine
CofC	Wake Forest University	Wheelock college
Charleston school of law	Columbia University	Ross University School of
University of Texas-Austin	Colorado State University	Veterinary Medicine
Oxford	Stanford University School of	CFA
NC State University	Medicine	Florida State University
USC SOM Greenville	Rutgers University	Virginia Tech
Kellogg School of	Reach program	The Citadel
Management	Furman University	Wright State University
University of Minnesota	American University of	Idaho state University
Barry University	Antigua	Ohio university
Gulf Coast Montessori	Syracuse University	University of Virginia
Boston College	University of Charleston, SC	

Appendix H

Complete List of Reported Academic Disciplines

Library and Information Science	Management
Clinical Mental Health Counseling	Atmospheric Science
Social Work	Hospitality
Accounting	Masters in Environmental Studies
Wine and Beverage Graduate Certificate	Literacy
DDS	Information Studies
Early Childhood Education/ Early Childhood	Mathematical Sciences
Special Education	WGS
Epidemiology	Exercise Science
Art History	Pharmacy
Business	Clinical Psychology
Law	Data Science
Master in Professional Accounting	Administration in Education
Migration Studies	Tax Accounting
Anthropology	Clinical counseling
MD	Masters of Occupational Therapy
Management Studies	Computer and Information Science
Masters of Healthcare Administration	Child life and family centered care
Master's in Mental Health Counseling	Doctor of Veterinary
Montessori 6-12 certification	Finance
Public Health	Cardiovascular Perfusion
Physical Therapy	Human Development
Master's of Education	Communication
Historic Preservation	Master of Science in Project Management
Arts management/ MPA	Interdisciplinary Applied
Doctorate of Physical Therapy	Communication disorders science / speech
M. Historic Preservation/ M. Urban and	language pathology
Regional Planning	Athletic training
Back End Engineering - Java	Data Science
MFA	

Appendix I

Complete List of Reported 1st and 2nd Majors

BADM - Business Administration	36	ANTH - Anthropology	5	MATH - Mathematics	3
PBHL - Public Health	24	MBIO - Marine Biology	5	PHIL - Philosophy	3
BIOL - Biology	22	SPAN - Spanish	5	DATA - Data Science	2
PSYC - Psychology	16	EDEC - Early Childhood Education	5	INTL - International Studies	2
ACCT - Accounting	17	EDMG - Middle Grades Education	4	EVSS - Environmental Studies	1
COMM - Communication	14	EDSP - Special Education	4	EDEN - Secondary Education Cert. (English)	1
ARTM - Arts Management	15	ENGL - English	4	MCOM - Communications	1
POLI - Political Science	13	LACS – Latin American and Caribbean Studies	1	SMFT - Science and Math for Teachers	1
EXSC - Exercise Science	12	REAC - REACH Certificate Program	4	EDHS - Secondary Education Cert. (History)	1
HIST - History	8	CHEM - Chemistry	4	WGST - Women's and Gender Studies	1
CSCI - Computer Science	7	MUSC - Music	3	INFS - Computer Information Sciences	1
INTB - International Business	7	THTR - Theatre	3	SCIM - Supply Chain Management	1
MKTG - Marketing	6	GEOL - Geology	3	EDCG - Secondary Education Cognate	1
HTMT - Hospitality and Tourism Management	7	ARTS - Studio Art	4	ATEP - Athletic Training	1
SOCY - Sociology	6	ECON - Economics	4		
HPCP - Historic Preservation and Community Planning	7	PHYS - Physics	3		
EDEL - Elementary Education	5	ARTH - Art History	3		
		FINC - Finance	6		
		FRFS - French & Francophone Studies	2		
		CLAS - Classics	2		